

MONTHLY REPORT OF DISBURSEMENTS
For the month of December 2025


Department : Department of Labor and Employment (DOLE)
 Agency/Entity : Professional Regulation Commission
 Operating Unit : Regional Office - VI
 Organization Code (UACS) : 16 008 0300006
 Fund Cluster : 01 - Regular Agency Fund
 (e.g. UACS Fund Cluster: 01-Regular Agency Fund, 02-Foreign Assisted Projects Fund, 03-Special Account-Locally Funded/Domestic Grants Fund, etc.)


Particulars	Current Year Budget					Prior Year's Budget										SUB-TOTAL	Trust Liabilities				Grand Total					Remarks		
	PS	MOOE	FinEx	CO	TOTAL	Prior Year's Accounts Payable					Current Year's Accounts Payable						TOTAL	PS	MOOE	CO	TOTAL	PS	MOOE	FinEx	CO		TOTAL	
						PS	MOOE	FinEx	CO	Sub-Total	PS	MOOE	FinEx	CO	Sub-Total													PS
1	2	3	4	5	6=(2+3+4+5)	7	8	9	10	11=(7+8+9+10)	12	13	14	15	16=	17=(11+16)	18=(6+17)	19	20	21	22=(19+20+21)	23	24	25	26	27=(23+24+25+26)	28	
CASH DISBURSEMENTS	4,587,222.97	4,344,151.93	0.00	0.00	8,931,374.90	0.00	0.00	0.00	0.00	0.00	0.00	653,827.11	0.00	0.00	653,827.11	653,827.11	9,585,202.01	0.00	0.00	0.00	0.00	4,587,222.97	4,997,979.04	0.00	0.00	9,585,202.01		
Notice of Cash Allocation (NCA)	2,850,781.33	969,463.28	0.00	0.00	3,820,244.61	0.00	0.00	0.00	0.00	0.00	0.00	95,646.37	0.00	0.00	95,646.37	95,646.37	3,915,890.98	0.00	0.00	0.00	0.00	2,850,781.33	1,065,109.65	0.00	0.00	3,915,890.98		
MDS Checks Issued	0.00	181,223.38	0.00	0.00	181,223.38	0.00	0.00	0.00	0.00	0.00	0.00	95,646.37	0.00	0.00	95,646.37	95,646.37	276,869.75	0.00	0.00	0.00	0.00	0.00	276,869.75	0.00	0.00	276,869.75		
Advice to Debit Account	2,850,781.33	788,239.90	0.00	0.00	3,639,021.23	0.00	0.00	0.00	0.00	0.00	0.00	0.00	0.00	0.00	0.00	0.00	3,639,021.23	0.00	0.00	0.00	0.00	2,850,781.33	788,239.90	0.00	0.00	3,639,021.23		
Notice of Transfer Allocations (NTA)	1,736,441.64	3,374,688.65	0.00	0.00	5,111,130.29	0.00	0.00	0.00	0.00	0.00	0.00	558,180.74	0.00	0.00	558,180.74	558,180.74	5,669,311.03	0.00	0.00	0.00	0.00	1,736,441.64	3,932,869.39	0.00	0.00	5,669,311.03		
MDS Checks Issued	0.00	328,241.26	0.00	0.00	328,241.26	0.00	0.00	0.00	0.00	0.00	0.00	229,308.74	0.00	0.00	229,308.74	229,308.74	557,550.00	0.00	0.00	0.00	0.00	0.00	557,550.00	0.00	0.00	557,550.00		
Advice to Debit Account	1,736,441.64	3,046,447.39	0.00	0.00	4,782,889.03	0.00	0.00	0.00	0.00	0.00	0.00	328,872.00	0.00	0.00	328,872.00	328,872.00	5,111,761.03	0.00	0.00	0.00	0.00	1,736,441.64	3,375,319.39	0.00	0.00	5,111,761.03		
Working Fund for FAPs	0.00	0.00	0.00	0.00	0.00	0.00	0.00	0.00	0.00	0.00	0.00	0.00	0.00	0.00	0.00	0.00	0.00	0.00	0.00	0.00	0.00	0.00	0.00	0.00	0.00	0.00	0.00	
Cash Disbursement Ceiling (CDC)	0.00	0.00	0.00	0.00	0.00	0.00	0.00	0.00	0.00	0.00	0.00	0.00	0.00	0.00	0.00	0.00	0.00	0.00	0.00	0.00	0.00	0.00	0.00	0.00	0.00	0.00	0.00	
TOTAL CASH DISBURSEMENTS	4,587,222.97	4,344,151.93	0.00	0.00	8,931,374.90	0.00	0.00	0.00	0.00	0.00	0.00	653,827.11	0.00	0.00	653,827.11	653,827.11	9,585,202.01	0.00	0.00	0.00	0.00	4,587,222.97	4,997,979.04	0.00	0.00	9,585,202.01		
NON-CASH DISBURSEMENTS	331,914.56	197,052.66	0.00	0.00	528,967.22	0.00	0.00	0.00	0.00	0.00	0.00	26,112.89	0.00	0.00	26,112.89	26,112.89	555,080.11	0.00	0.00	0.00	0.00	331,914.56	223,165.55	0.00	0.00	555,080.11		
Tax Remittance Advices Issued (TRA)	331,914.56	197,052.66	0.00	0.00	528,967.22	0.00	0.00	0.00	0.00	0.00	0.00	26,112.89	0.00	0.00	26,112.89	26,112.89	555,080.11	0.00	0.00	0.00	0.00	331,914.56	223,165.55	0.00	0.00	555,080.11		
Non-Cash Availment Authority (NCAA)	0.00	0.00	0.00	0.00	0.00	0.00	0.00	0.00	0.00	0.00	0.00	0.00	0.00	0.00	0.00	0.00	0.00	0.00	0.00	0.00	0.00	0.00	0.00	0.00	0.00	0.00	0.00	
Disbursements effected through outright deductions from claims (please specify...)	0.00	0.00	0.00	0.00	0.00	0.00	0.00	0.00	0.00	0.00	0.00	0.00	0.00	0.00	0.00	0.00	0.00	0.00	0.00	0.00	0.00	0.00	0.00	0.00	0.00	0.00	0.00	
Overpayment of expenses(e.g. personnel benefits)	0.00	0.00	0.00	0.00	0.00	0.00	0.00	0.00	0.00	0.00	0.00	0.00	0.00	0.00	0.00	0.00	0.00	0.00	0.00	0.00	0.00	0.00	0.00	0.00	0.00	0.00	0.00	
Restitution for loss of government property	0.00	0.00	0.00	0.00	0.00	0.00	0.00	0.00	0.00	0.00	0.00	0.00	0.00	0.00	0.00	0.00	0.00	0.00	0.00	0.00	0.00	0.00	0.00	0.00	0.00	0.00	0.00	
Liquidated damages and similar claims	0.00	0.00	0.00	0.00	0.00	0.00	0.00	0.00	0.00	0.00	0.00	0.00	0.00	0.00	0.00	0.00	0.00	0.00	0.00	0.00	0.00	0.00	0.00	0.00	0.00	0.00	0.00	
Others(TEF, BTr-Documentary Stamp Tax, etc.)	0.00	0.00	0.00	0.00	0.00	0.00	0.00	0.00	0.00	0.00	0.00	0.00	0.00	0.00	0.00	0.00	0.00	0.00	0.00	0.00	0.00	0.00	0.00	0.00	0.00	0.00	0.00	
TOTAL NON-CASH DISBURSEMENTS	331,914.56	197,052.66	0.00	0.00	528,967.22	0.00	0.00	0.00	0.00	0.00	0.00	26,112.89	0.00	0.00	26,112.89	26,112.89	555,080.11	0.00	0.00	0.00	0.00	331,914.56	223,165.55	0.00	0.00	555,080.11		
GRAND TOTAL	4,919,137.53	4,541,204.59	0.00	0.00	9,460,342.12	0.00	0.00	0.00	0.00	0.00	0.00	679,940.00	0.00	0.00	679,940.00	679,940.00	10,140,282.12	0.00	0.00	0.00	0.00	4,919,137.53	5,221,144.59	0.00	0.00	10,140,282.12		

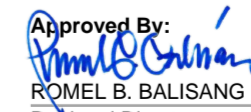
SUMMARY

Particulars	Previous Report	This Month	As at Date
(1)	(2)	(3)	(4)
Total Disbursement Authorities Received	57,587,396.90	9,258,830.11	66,846,227.01
NCA	50,049,643.00	3,916,000.00	53,965,643.00
NTA	4,210,899.83	4,787,750.00	8,998,649.83
Working Fund	0.00	0.00	0.00
TRA	3,326,854.07	555,080.11	3,881,934.18
CDC	0.00	0.00	0.00
NCAA	0.00	0.00	0.00
Less: Notice of Transfer of Allocations (NTA)* issued	0.00	0.00	0.00
Total Disbursement Authorities Available	57,587,396.90	9,258,830.11	66,846,227.01
Less:	0.00	0.00	0.00
Lapsed NCA	2,082.20	109.02	2,191.22
Disbursements	56,703,753.67	10,140,282.12	66,844,035.79
Less: Other Non-Cash Disbursements	0.00	0.00	0.00
Disbursements effected through outright deductions from claims	0.00	0.00	0.00
Overpayment of expenses(e.g. personnel benefits)	0.00	0.00	0.00
Restitution for loss of government property	0.00	0.00	0.00
Liquidated damages and similar claims	0.00	0.00	0.00
Others (e.g. TEF, BTr, Docs Stamp, etc.)	0.00	0.00	0.00
Add/Less: Adjustments (e.g. cancelled/staled checks)	0.00	0.00	0.00
Balance of Disbursement Authorities as at date	881,561.03	(881,561.03)	0.00
Total Disbursements Program	50,168,000.00	3,973,000.00	54,141,000.00
Less: *Actual Disbursements	56,703,753.67	10,140,282.12	66,844,035.79
(Over)/Under spending	(6,535,753.67)	(6,167,282.12)	(12,703,035.79)

Notes: * The use of NTA is discouraged
 Notes: ** Amounts should tally with the grand total disbursemt (column 27).

Certified Correct

 RONALYN C. GALLEGO
 Accountant
 Date: January 9, 2026 12:06 PM

Recommending Approval:

 LOEL L. MAMON
 Chief Administrative Officer
 Date: January 9, 2026 03:51 PM

Approved By:

 ROMEL B. BALISANG
 Regional Director
 Date: January 9, 2026 04:32 PM