

FY 2026 PHYSICAL PLAN

Department : Department of Labor and Employment (DOLE)
 Agency/Entity : Professional Regulation Commission
 Operating Unit : Regional Office - V
 Organization Code (UACS) : 16 008 0300005

Particulars	UACS CODE	Current Year Accomplishments			Physical Target (Budget Year)					Variance	Remarks
		Actual January 1 - September 30	Estimate October 1 - December 30	Total	Total	1st Quarter	2nd Quarter	3rd Quarter	4th Quarter		
1	2	3	4	5=3+4	6=7+8+9+10	7	8	9	10	11	12
PROFESSIONAL LICENSURE PROGRAM	3101000000000000										
Outcome Indicator(s)											
1. Percentage of graduates in all certificate courses given professional certification		N/A	N/A	N/A	N/A	N/A	N/A	N/A	N/A		
Output Indicator(s)											
1. Percentage of applications for licensure examinations acted upon within two (2) days from filing		N/A	N/A	N/A	N/A	N/A	N/A	N/A	N/A		
2. Percentage of test items prepared/formulated/peer reviewed by the Professional Regulatory Boards		N/A	N/A	N/A	N/A	N/A	N/A	N/A	N/A		
3. Percentage of statistical data for monitoring of school performance generated within one day after the release of examination results		N/A	N/A	N/A	N/A	N/A	N/A	N/A	N/A		
4. Percentage of applications for licensure examinations acted upon within the process cycle time		100% of 24,568	100% of 4,303	100% of 28,871	100% of 32,993	100% of 11,203	100% of 2,046	100% of 14,570	100% of 5,174		
PROFESSIONAL REGULATION PROGRAM	3102000000000000										
Outcome Indicator(s)											
1. Percentage increase in number of professionals registered under various mutual recognition arrangements within ASEAN and other countries including international trade agreements where the Philippines is a signatory		N/A	N/A	N/A	N/A	N/A	N/A	N/A	N/A		
2. Percentage of cases resolved within three (3) months		N/A	N/A	N/A	N/A	N/A	N/A	N/A	N/A		
3. Percentage of cases resolved within the quarter		91	7	98	4	1	1	1	1		No. of cases resolved within the quarter


Department : Department of Labor and Employment (DOLE)
Agency/Entity : Professional Regulation Commission
Operating Unit : Regional Office - V
Organization Code (UACS) : 16 008 0300005

Particulars	UACS CODE	Current Year Accomplishments			Physical Target (Budget Year)					Variance	Remarks
		Actual January 1 - September 30	Estimate October 1 - December 30	Total	Total	1st Quarter	2nd Quarter	3rd Quarter	4th Quarter		
1	2	3	4	5=3+4	6=7+8+9+10	7	8	9	10	11	12
4. Percentage of registered professionals progressed or upgraded their Philippine Qualifications Framework level from Level 6 to Level 7 & 8		N/A	N/A	N/A	N/A	N/A	N/A	N/A	N/A		
Output Indicator(s)											
1. Percentage of request for professional identification cards (PICs) and registration certificates acted upon within the prescribed timeframe		N/A	N/A	N/A	N/A	N/A	N/A	N/A	N/A		
2. Percentage of complaints with investigations conducted		N/A	N/A	N/A	N/A	N/A	N/A	N/A	N/A		
3. Number of institutions and establishments where professionals are employed that are inspected and monitored		N/A	N/A	N/A	N/A	N/A	N/A	N/A	N/A		
4. Number of preliminary investigations conducted relative to motu proprio cases		6	1	7	1	0	0	0	1		
5. Number of firms, institutions and organizations where professionals are employed that are inspected and monitored		57	2	59	42	12	21	8	1		
6. Number of Continuing Professional Development Providers and Programs accredited		846	184	1030	248	62	62	62	62		No. of received, processed and endorsed to Central Office-CPDD
7. Number of PICs renewal issued within the appointment schedule		49,294	9,609	58,903	51,089	12,546	13,287	14,282	10,974		No. of PIC Renewal, PIC Duplicate and Initial Registration
PROFESSIONAL DATABASE MANAGEMENT PROGRAM	3103000000000000										
Outcome Indicator(s)											
1. Percentage reduction of process cycle time of frontline services upon conversion to online services		N/A	N/A	N/A	N/A	N/A	N/A	N/A	N/A		


Department : Department of Labor and Employment (DOLE)
Agency/Entity : Professional Regulation Commission
Operating Unit : Regional Office - V
Organization Code (UACS) : 16 008 0300005

Particulars	UACS CODE	Current Year Accomplishments			Physical Target (Budget Year)					Variance	Remarks
		Actual January 1 - September 30	Estimate October 1 - December 30	Total	Total	1st Quarter	2nd Quarter	3rd Quarter	4th Quarter		
1	2	3	4	5=3+4	6=7+8+9+10	7	8	9	10	11	12
Output Indicator(s)											
1. Percentage increase in the number of applicants and professionals provided with online services		N/A	N/A	N/A	N/A	N/A	N/A	N/A	N/A		

Certified Correct:


 MARIFA Z. AMOR
 Planning Officer
 Date: November 19, 2025 04:44 PM


Certified Correct:


 JONABELLE KYM D. ALACAR
 Budget Officer
 Date: November 19, 2025 04:44 PM

Recommendation Approval By:


 JHANNELYN A. GRATIL
 Chief, Finance and Administrative Division
 Date: November 19, 2025 04:51 PM

Approved By:


 SHARB B. LO
 Regional Director
 Date: November 21, 2025 08:54 AM