

SUMMARY OF APPROPRIATIONS, ALLOTMENTS, OBLIGATIONS, DISBURSEMENTS AND BALANCES BY OBJECT OF EXPENDITURES

As at the Quarter Ending September 30, 2025

Department : Department of Labor and Employment (DOLE)
 Agency/Entity : Professional Regulation Commission
 Operating Unit : Regional Office - III
 Organization Code (UACS) : 16 008 0300003
 Fund Cluster : 01 - Regular Agency Fund

X	Current Year Appropriations
	Supplemental Appropriations
	Continuing Appropriations

(e.g. UACS Fund Cluster: 01-Regular Agency Fund, 02-Foreign Assisted Projects Fund, 03-Special Account-Locally Funded/Domestic Grants Fund, and 04-Special Account-Foreign Assisted/Foreign Grants Fund)

Particulars	UACS CODE	Appropriations					Allotments				Obligations					Disbursements				Balances				
		Authorized Appropriations	Adjustments (Transfer To/From, Modifications/Augmentations)	Adjusted Appropriations	Allotments Received	Adjustments (Reductions, Modifications/Augmentations)	Transfer To	Transfer From	Adjusted Allotments	1st Quarter Ending March 31	2nd Quarter Ending June 30	3rd Quarter Ending September 30	4th Quarter Ending December 31	Total	1st Quarter Ending March 31	2nd Quarter Ending June 30	3rd Quarter Ending September 30	4th Quarter Ending December 31	Total	Unreleased Appropriations	Unobligated Allotments	Unpaid Obligations (15-20)=(23+24)		
		3	4	5=(3+4)	6	7	8	9	10=[(6+(-)7)-8+9]	11	12	13	14	15=(11+12+13+14)	16	17	18	19	20=(16+17+18+19)	21=(5-10)	22=(10-15)	23	24	
SUMMARY		133,784,000.00	20,973,672.08	154,757,672.08	133,996,000.00	2,106,000.00	0.00	18,655,672.08	154,757,672.08	9,965,361.36	115,172,839.07	14,066,134.11	0.00	139,204,334.54	9,194,360.92	115,584,299.38	11,045,548.13	0.00	135,824,208.43	0.00	15,553,337.54	3,380,126.11	0.00	
A. AGENCY SPECIFIC BUDGET		131,467,000.00	17,508,780.52	148,975,780.52	131,467,000.00	0.00	0.00	17,508,780.52	148,975,780.52	9,150,729.81	112,856,458.08	11,824,433.55	0.00	133,831,621.44	8,469,626.62	113,216,840.53	9,260,289.21	0.00	130,946,756.36	0.00	15,144,159.08	2,884,865.08	0.00	
Personnel Services		24,873,000.00	0.00	24,873,000.00	24,873,000.00	0.00	0.00	0.00	24,873,000.00	5,746,973.14	7,608,766.45	4,692,796.34	0.00	18,048,535.93	5,665,728.10	7,647,222.75	4,322,170.54	0.00	17,635,121.39	0.00	6,824,464.07	413,414.54	0.00	
Salaries and Wages		19,317,000.00	(715,796.35)	18,601,203.65	19,317,000.00	(715,796.35)	0.00	0.00	18,601,203.65	5,047,329.28	5,343,023.04	3,884,988.37	0.00	14,275,340.69	4,966,084.25	5,387,879.34	3,783,310.26	0.00	14,137,273.85	0.00	4,325,862.96	138,066.84	0.00	
Salaries and Wages - Regular	5010101000	19,317,000.00	(715,796.35)	18,601,203.65	19,317,000.00	(715,796.35)	0.00	0.00	18,601,203.65	5,047,329.28	5,343,023.04	3,884,988.37	0.00	14,275,340.69	4,966,084.25	5,387,879.34	3,783,310.26	0.00	14,137,273.85	0.00	4,325,862.96	138,066.84	0.00	
Basic Salary - Civilian	5010101001	19,317,000.00	(715,796.35)	18,601,203.65	19,317,000.00	(715,796.35)	0.00	0.00	18,601,203.65	5,047,329.28	5,343,023.04	3,884,988.37	0.00	14,275,340.69	4,966,084.25	5,387,879.34	3,783,310.26	0.00	14,137,273.85	0.00	4,325,862.96	138,066.84	0.00	
Other Compensation		4,904,000.00	413,886.91	5,317,886.91	4,904,000.00	413,886.91	0.00	0.00	5,317,886.91	501,000.00	2,104,886.91	405,818.18	0.00	3,011,705.09	501,000.00	2,104,886.91	350,818.18	0.00	2,956,705.09	0.00	2,306,181.82	55,000.00	0.00	
Personal Economic Relief Allowance (PERA)	5010201000	768,000.00	21,090.91	789,090.91	768,000.00	21,090.91	0.00	0.00	789,090.91	180,000.00	191,090.91	187,818.18	0.00	558,909.09	180,000.00	191,090.91	187,818.18	0.00	558,909.09	0.00	230,181.82	0.00	0.00	
PERA - Civilian	5010201001	768,000.00	21,090.91	789,090.91	768,000.00	21,090.91	0.00	0.00	789,090.91	180,000.00	191,090.91	187,818.18	0.00	558,909.09	180,000.00	191,090.91	187,818.18	0.00	558,909.09	0.00	230,181.82	0.00	0.00	
Representation Allowance (RA)	5010202000	186,000.00	128,500.00	314,500.00	186,000.00	128,500.00	0.00	0.00	314,500.00	52,000.00	84,000.00	105,500.00	0.00	241,500.00	52,000.00	84,000.00	78,000.00	0.00	214,000.00	0.00	73,000.00	27,500.00	0.00	
Transportation Allowance (TA)	5010203000	186,000.00	128,500.00	314,500.00	186,000.00	128,500.00	0.00	0.00	314,500.00	52,000.00	84,000.00	105,500.00	0.00	241,500.00	52,000.00	84,000.00	78,000.00	0.00	214,000.00	0.00	73,000.00	27,500.00	0.00	
Transportation Allowance (TA)	5010203001	186,000.00	128,500.00	314,500.00	186,000.00	128,500.00	0.00	0.00	314,500.00	52,000.00	84,000.00	105,500.00	0.00	241,500.00	52,000.00	84,000.00	78,000.00	0.00	214,000.00	0.00	73,000.00	27,500.00	0.00	
Clothing/Uniform Allowance	5010204000	224,000.00	0.00	224,000.00	224,000.00	0.00	0.00	0.00	224,000.00	217,000.00	0.00	7,000.00	0.00	224,000.00	217,000.00	0.00	7,000.00	0.00	224,000.00	0.00	0.00	0.00	0.00	
Clothing/Uniform Allowance - Civilian	5010204001	224,000.00	0.00	224,000.00	224,000.00	0.00	0.00	0.00	224,000.00	217,000.00	0.00	7,000.00	0.00	224,000.00	217,000.00	0.00	7,000.00	0.00	224,000.00	0.00	0.00	0.00	0.00	
Year End Bonus	5010214000	1,610,000.00	0.00	1,610,000.00	1,610,000.00	0.00	0.00	0.00	1,610,000.00	0.00	0.00	0.00	0.00	0.00	0.00	0.00	0.00	0.00	0.00	0.00	1,610,000.00	0.00	0.00	
Bonus - Civilian	5010214001	1,610,000.00	0.00	1,610,000.00	1,610,000.00	0.00	0.00	0.00	1,610,000.00	0.00	0.00	0.00	0.00	0.00	0.00	0.00	0.00	0.00	0.00	0.00	1,610,000.00	0.00	0.00	
Cash Gift	5010215000	160,000.00	0.00	160,000.00	160,000.00	0.00	0.00	0.00	160,000.00	0.00	0.00	0.00	0.00	0.00	0.00	0.00	0.00	0.00	0.00	0.00	160,000.00	0.00	0.00	
Cash Gift - Civilian	5010215001	160,000.00	0.00	160,000.00	160,000.00	0.00	0.00	0.00	160,000.00	0.00	0.00	0.00	0.00	0.00	0.00	0.00	0.00	0.00	0.00	0.00	160,000.00	0.00	0.00	
Mid-Year Bonus - Civilian	5010216000	1,610,000.00	135,796.00	1,745,796.00	1,610,000.00	135,796.00	0.00	0.00	1,745,796.00	0.00	1,745,796.00	0.00	0.00	1,745,796.00	0.00	1,745,796.00	0.00	0.00	1,745,796.00	0.00	0.00	0.00	0.00	
Mid-Year Bonus - Civilian	5010216001	1,610,000.00	135,796.00	1,745,796.00	1,610,000.00	135,796.00	0.00	0.00	1,745,796.00	0.00	1,745,796.00	0.00	0.00	1,745,796.00	0.00	1,745,796.00	0.00	0.00	1,745,796.00	0.00	0.00	0.00	0.00	
Other Bonuses and Allowances	5010299000	160,000.00	0.00	160,000.00	160,000.00	0.00	0.00	0.00	160,000.00	0.00	0.00	0.00	0.00	0.00	0.00	0.00	0.00	0.00	0.00	0.00	160,000.00	0.00	0.00	
Productivity Enhancement Incentive - Civilian	5010299012	160,000.00	0.00	160,000.00	160,000.00	0.00	0.00	0.00	160,000.00	0.00	0.00	0.00	0.00	0.00	0.00	0.00	0.00	0.00	0.00	0.00	160,000.00	0.00	0.00	
Personnel Benefit Contributions		588,000.00	74,909.44	662,909.44	588,000.00	74,909.44	0.00	0.00	662,909.44	198,643.86	160,856.50	174,989.79	0.00	534,490.15	198,643.85	154,456.50	178,042.10	0.00	531,142.45	0.00	128,419.29	3,347.70	0.00	
Pag-IBIG Contributions	5010302000	76,000.00	3,600.00	79,600.00	76,000.00	3,600.00	0.00	0.00	79,600.00	24,400.00	18,800.00	19,800.00	0.00	63,000.00	24,400.00	12,400.00	26,200.00	0.00	63,000.00	0.00	16,600.00	0.00	0.00	
Pag-IBIG - Civilian	5010302001	76,000.00	3,600.00	79,600.00	76,000.00	3,600.00	0.00	0.00	79,600.00	24,400.00	18,800.00	19,800.00	0.00	63,000.00	24,400.00	12,400.00	26,200.00	0.00	63,000.00	0.00	16,600.00	0.00	0.00	
PhilHealth Contributions	5010303000	474,000.00	69,609.44	543,609.44	474,000.00	69,609.44	0.00	0.00	543,609.44	165,343.86	129,556.50	145,889.79	0.00	440,790.15	165,343.85	129,556.50	145,642.10	0.00	440,542.45	0.00	102,819.29	247.70	0.00	
PhilHealth - Civilian	5010303001	474,000.00	69,609.44	543,609.44	474,000.00	69,609.44	0.00	0.00	543,609.44	165,343.86	129,556.50	145,889.79	0.00	440,790.15	165,343.85	129,556.50	145,642.10	0.00	440,542.45	0.00	102,819.29	247.70	0.00	
Employees Compensation Insurance Premiums	5010304000	38,000.00	1,700.00	39,700.00	38,000.00	1,700.00	0.00	0.00	39,700.00	8,900.00	12,500.00	9,300.00	0.00	30,700.00	8,900.00	12,500.00	6,200.00	0.00	27,600.00	0.00	9,000.00	3,100.00	0.00	
ECIP - Civilian	5010304001	38,000.00	1,700.00	39,700.00	38,000.00	1,700.00	0.00	0.00	39,700.00	8,900.00	12,500.00	9,300.00	0.00	30,700.00	8,900.00	12,500.00	6,200.00	0.00	27,600.00	0.00	9,000.00	3,100.00	0.00	
Other Personnel Benefits		64,000.00	227,000.00	291,000.00	64,000.00	227,000.00	0.00	0.00	291,000.00	0.00	0.00	227,000.00	0.00	227,000.00	0.00	0.00	10,000.00	0.00	10,000.00	0.00	64,000.00	217,000.00	0.00	
Other Personnel Benefits	5010499000	64,000.00	227,000.00	291,000.00	64,000.00	227,000.00	0.00	0.00	291,000.00	0.00	0.00	227,000.00	0.00	227,000.00	0.00	0.00	10,000.00	0.00	10,000.00	0.00	64,000.00	217,000.00	0.00	
Lump-sum for Step Increments - Length of Service	5010499010	49,000.00	0.00	49,000.00	49,000.00	0.00	0.00	0.00	49,000.00	0.00	0.00	0.00	0.00	0.00	0.00	0.00	0.00	0.00	0.00	0.00	49,000.00	0.00	0.00	
Loyalty Award - Civilian	5010499015	15,000.00	0.00	15,000.00	15,000.00	0.00	0.00	0.00	15,000.00	0.00	0.00	0.00	0.00	0.00	0.00	0.00	0.00	0.00	0.00	0.00	15,000.00	0.00	0.00	
Other Personnel Benefits	5010499099	0.00	227,000.00	227,000.00	0.00	227,000.00	0.00	0.00	227,000.00	0.00	0.00	227,000.00	0.00	227,000.00										

Department : Department of Labor and Employment (DOLE)

Agency/Entity : Professional Regulation Commission

Operating Unit : Regional Office - III

Organization Code (UACS) : 16 008 0300003

Fund Cluster : 01 - Regular Agency Fund

X	Current Year Appropriations
	Supplemental Appropriations
	Continuing Appropriations


(e.g. UACS Fund Cluster: 01-Regular Agency Fund, 02-Foreign Assisted Projects Fund, 03-Special Account-Locally Funded/Domestic Grants Fund, and 04-Special Account-Foreign Assisted/Foreign Grants Fund)


Particulars	UACS CODE	Appropriations				Allotments					Obligations					Disbursements					Balances				
		Authorized Appropriations	Adjustments (Transfer To/From, Modifications/Augmentations)	Adjusted Appropriations	Allotments Received	Adjustments (Reductions, Modifications/Augmentations)	Transfer To	Transfer From	Adjusted Allotments	1st Quarter Ending March 31	2nd Quarter Ending June 30	3rd Quarter Ending September 30	4th Quarter Ending December 31	Total	1st Quarter Ending March 31	2nd Quarter Ending June 30	3rd Quarter Ending September 30	4th Quarter Ending December 31	Total	Unreleased Appropriations	Unobligated Allotments	Unpaid Obligations (15-20)=(23+24)			
																						10=[(6+)-7]-8+9]	11	12	13
Information and Communications Technology Equipment	5020321003	281,000.00	638,740.00	919,740.00	281,000.00	281,000.00	(89,500.00)	0.00	0.00	919,740.00	0.00	0.00	728,240.00	0.00	728,240.00	0.00	0.00	728,240.00	0.00	0.00	191,500.00	0.00	0.00	0.00	0.00
Semi-Expendable Furniture, Fixtures and Books	5020322000	407,000.00	0.00	407,000.00	407,000.00	407,000.00	0.00	0.00	0.00	407,000.00	11,424.00	150,500.00	0.00	0.00	161,924.00	11,424.00	150,500.00	0.00	0.00	0.00	245,076.00	0.00	0.00	0.00	0.00
Furniture and Fixtures	5020322001	407,000.00	0.00	407,000.00	407,000.00	407,000.00	0.00	0.00	0.00	407,000.00	11,424.00	150,500.00	0.00	0.00	161,924.00	11,424.00	150,500.00	0.00	0.00	0.00	245,076.00	0.00	0.00	0.00	0.00
Other Supplies and Materials Expenses	5020399000	150,000.00	(4,000.00)	146,000.00	150,000.00	150,000.00	(4,000.00)	0.00	0.00	146,000.00	53,061.00	14,842.60	10,489.80	0.00	78,393.40	3,575.00	64,328.60	10,489.80	0.00	0.00	67,606.60	0.00	0.00	0.00	0.00
Utility Expenses		874,000.00	85,000.00	959,000.00	874,000.00	874,000.00	85,000.00	0.00	0.00	959,000.00	217,925.39	276,853.09	220,795.86	0.00	715,574.34	217,925.39	276,853.09	172,961.14	0.00	0.00	243,425.66	0.00	0.00	47,834.72	0.00
Water Expenses	5020401000	24,000.00	25,000.00	49,000.00	24,000.00	24,000.00	25,000.00	0.00	0.00	49,000.00	3,800.97	6,889.50	4,828.65	0.00	15,519.12	3,800.97	6,889.50	2,213.58	0.00	0.00	33,480.88	0.00	0.00	2,615.07	0.00
Electricity Expenses	5020402000	850,000.00	60,000.00	910,000.00	850,000.00	850,000.00	60,000.00	0.00	0.00	910,000.00	214,124.42	269,963.59	215,967.21	0.00	700,055.22	214,124.42	269,963.59	170,747.56	0.00	0.00	209,944.78	0.00	0.00	45,219.65	0.00
Communication Expenses		275,000.00	219,200.00	494,200.00	275,000.00	275,000.00	219,200.00	0.00	0.00	494,200.00	68,500.35	110,206.06	111,638.26	0.00	290,344.67	68,500.35	105,221.06	93,123.26	0.00	0.00	203,855.33	0.00	0.00	23,500.00	0.00
Postage and Courier Services	5020501000	162,000.00	(1,000.00)	161,000.00	162,000.00	162,000.00	(1,000.00)	0.00	0.00	161,000.00	12,090.00	26,829.00	8,248.00	0.00	47,167.00	12,090.00	21,844.00	13,233.00	0.00	0.00	113,833.00	0.00	0.00	0.00	0.00
Telephone Expenses	5020502000	87,000.00	220,200.00	307,200.00	87,000.00	87,000.00	220,200.00	0.00	0.00	307,200.00	50,410.35	77,377.06	97,390.26	0.00	225,177.67	50,410.35	77,377.06	73,890.26	0.00	0.00	82,022.33	0.00	0.00	23,500.00	0.00
Mobile	5020502001	64,000.00	220,200.00	284,200.00	64,000.00	64,000.00	220,200.00	0.00	0.00	284,200.00	45,625.00	72,500.00	92,875.00	0.00	211,000.00	45,625.00	72,500.00	69,375.00	0.00	0.00	73,200.00	0.00	0.00	23,500.00	0.00
Landline	5020502002	23,000.00	0.00	23,000.00	23,000.00	23,000.00	0.00	0.00	0.00	23,000.00	4,785.35	4,877.06	4,515.26	0.00	14,177.67	4,785.35	4,877.06	4,515.26	0.00	0.00	8,822.33	0.00	0.00	0.00	0.00
Internet Subscription Expenses	5020503000	26,000.00	0.00	26,000.00	26,000.00	26,000.00	0.00	0.00	0.00	26,000.00	6,000.00	6,000.00	6,000.00	0.00	18,000.00	6,000.00	6,000.00	6,000.00	0.00	0.00	8,000.00	0.00	0.00	0.00	0.00
Confidential, Intelligence and Extraordinary		116,000.00	0.00	116,000.00	116,000.00	116,000.00	0.00	0.00	0.00	116,000.00	19,400.00	29,100.00	38,800.00	0.00	87,300.00	19,400.00	29,100.00	29,100.00	0.00	0.00	28,700.00	0.00	0.00	9,700.00	0.00
Extraordinary and Miscellaneous Expenses	5021003000	116,000.00	0.00	116,000.00	116,000.00	116,000.00	0.00	0.00	0.00	116,000.00	19,400.00	29,100.00	38,800.00	0.00	87,300.00	19,400.00	29,100.00	29,100.00	0.00	0.00	28,700.00	0.00	0.00	9,700.00	0.00
General Services		7,853,000.00	2,107,244.43	9,960,244.43	7,853,000.00	7,853,000.00	456,000.00	0.00	0.00	9,960,244.43	1,173,646.37	2,444,260.37	3,179,769.18	0.00	6,797,675.92	1,077,157.22	2,540,749.52	2,450,087.45	0.00	0.00	3,162,568.51	0.00	0.00	729,681.73	0.00
Janitorial Services	5021202000	746,000.00	0.00	746,000.00	746,000.00	746,000.00	0.00	0.00	0.00	746,000.00	88,189.36	157,984.24	156,869.23	0.00	403,042.83	52,100.21	194,073.39	107,264.78	0.00	0.00	342,957.17	0.00	0.00	49,604.45	0.00
Security Services	5021203000	1,330,000.00	0.00	1,330,000.00	1,330,000.00	1,330,000.00	0.00	0.00	0.00	1,330,000.00	0.00	299,743.42	310,779.05	0.00	610,522.47	0.00	299,743.42	210,420.77	0.00	0.00	719,477.53	0.00	0.00	100,358.28	0.00
Other General Services	5021299000	5,777,000.00	2,107,244.43	7,884,244.43	5,777,000.00	5,777,000.00	456,000.00	0.00	0.00	7,884,244.43	1,085,457.01	1,986,532.71	2,712,120.90	0.00	5,784,110.62	1,025,057.01	2,046,932.71	2,132,401.90	0.00	0.00	2,100,133.81	0.00	0.00	579,719.00	0.00
Other General Services	5021299099	5,777,000.00	2,107,244.43	7,884,244.43	5,777,000.00	5,777,000.00	456,000.00	0.00	0.00	7,884,244.43	1,085,457.01	1,986,532.71	2,712,120.90	0.00	5,784,110.62	1,025,057.01	2,046,932.71	2,132,401.90	0.00	0.00	2,100,133.81	0.00	0.00	579,719.00	0.00
Repairs and Maintenance		330,000.00	(152,600.00)	177,400.00	330,000.00	330,000.00	(152,600.00)	0.00	0.00	177,400.00	77,905.00	0.00	13,000.00	0.00	90,905.00	77,905.00	0.00	6,500.00	0.00	0.00	86,495.00	0.00	0.00	6,500.00	0.00
Repairs and Maintenance - Machinery and	5021305000	200,000.00	(152,600.00)	47,400.00	200,000.00	200,000.00	(152,600.00)	0.00	0.00	47,400.00	10,400.00	0.00	13,000.00	0.00	23,400.00	10,400.00	6,500.00	6,500.00	0.00	0.00	16,900.00	0.00	0.00	24,000.00	6,500.00
Office Equipment	5021305002	175,000.00	(152,600.00)	22,400.00	175,000.00	175,000.00	(152,600.00)	0.00	0.00	22,400.00	10,400.00	0.00	0.00	0.00	10,400.00	10,400.00	0.00	0.00	0.00	0.00	12,000.00	0.00	0.00	0.00	0.00
Printing Equipment	5021305012	25,000.00	0.00	25,000.00	25,000.00	25,000.00	0.00	0.00	0.00	25,000.00	0.00	0.00	13,000.00	0.00	13,000.00	0.00	0.00	6,500.00	0.00	0.00	12,000.00	0.00	0.00	6,500.00	0.00
Repairs and Maintenance - Transportation	5021306000	110,000.00	0.00	110,000.00	110,000.00	110,000.00	0.00	0.00	0.00	110,000.00	67,505.00	0.00	0.00	0.00	67,505.00	67,505.00	0.00	0.00	0.00	0.00	42,495.00	0.00	0.00	0.00	0.00
Motor Vehicles	5021306001	110,000.00	0.00	110,000.00	110,000.00	110,000.00	0.00	0.00	0.00	110,000.00	67,505.00	0.00	0.00	0.00	67,505.00	67,505.00	0.00	0.00	0.00	0.00	42,495.00	0.00	0.00	0.00	0.00
Repairs and Maintenance - Semi-Expendable	5021321000	20,000.00	0.00	20,000.00	20,000.00	20,000.00	0.00	0.00	0.00	20,000.00	0.00	0.00	0.00	0.00	0.00	0.00	0.00	0.00	0.00	0.00	20,000.00	0.00	0.00	0.00	0.00
Printing Equipment	5021321011	20,000.00	0.00	20,000.00	20,000.00	20,000.00	0.00	0.00	0.00	20,000.00	0.00	0.00	0.00	0.00	0.00	0.00	0.00	0.00	0.00	0.00	20,000.00	0.00	0.00	0.00	0.00
Taxes, Insurance Premiums and Other Fees		100,000.00	112,549.48	212,549.48	100,000.00	100,000.00	112,549.48	0.00	0.00	212,549.48	9,560.40	91,024.12	87,338.52	0.00	187,923.04	9,560.40	91,024.12	87,338.52	0.00	0.00	24,626.44	0.00	0.00	0.00	0.00
Taxes, Duties and Licenses	5021501000	6,000.00	0.00	6,000.00	6,000.00	6,000.00	0.00	0.00	0.00	6,000.00	2,100.00	0.00	0.00	0.00	2,100.00	2,100.00	0.00	0.00	0.00	0.00	3,900.00	0.00	0.00	0.00	0.00
Taxes, Duties and Licenses	5021501001	6,000.00	0.00	6,000.00	6,000.00	6,000.00	0.00	0.00	0.00	6,000.00	2,100.00	0.00	0.00	0.00	2,100.00	2,100.00	0.00	0.00	0.00	0.00	3,900.00	0.00	0.00	0.00	0.00
Fidelity Bond Premiums	5021502000	34,000.00	72,000.00	106,000.00	34,																				


Department : Department of Labor and Employment (DOLE)
 Agency/Entity : Professional Regulation Commission
 Operating Unit : Regional Office - III
 Organization Code (UACS) : 16 008 0300003
 Fund Cluster : 01 - Regular Agency Fund
 (e.g. UACS Fund Cluster: 01-Regular Agency Fund, 02-Foreign Assisted Projects Fund, 03-Special Account-Locally Funded/Domestic Grants Fund, and 04-Special Account-Foreign Assisted/Foreign Grants Fund)


X	Current Year Appropriations
	Supplemental Appropriations
	Continuing Appropriations

Particulars	UACS CODE	Appropriations			Allotments			Obligations					Disbursements					Balances					
		Authorized Appropriations	Adjustments (Transfer To/From, Modifications/ Augmentations)	Adjusted Appropriations	Allotments Received	Adjustments (Reductions, Modifications/ Augmentations)	Transfer To	Transfer From	Adjusted Allotments	1st Quarter Ending March 31	2nd Quarter Ending June 30	3rd Quarter Ending September 30	4th Quarter Ending December 31	Total	1st Quarter Ending March 31	2nd Quarter Ending June 30	3rd Quarter Ending September 30	4th Quarter Ending December 31	Total	Unreleased Appropriations	Unobligated Allotments	Unpaid Obligations (15-20)=(23+24)	
																						10=[(6+(-)7)-8+9]	11
Salaries and Wages - Regular		0.00	2,031,084.00	2,031,084.00	0.00	2,031,084.00	0.00	2,031,084.00	220,020.00	217,039.00	1,594,025.00	0.00	2,031,084.00	130,122.75	268,116.86	1,354,146.93	0.00	1,752,386.54	0.00	0.00	278,697.46	0.00	
Basic Salary - Civilian	5010101001	0.00	2,031,084.00	2,031,084.00	0.00	2,031,084.00	0.00	2,031,084.00	220,020.00	217,039.00	1,594,025.00	0.00	2,031,084.00	130,122.75	268,116.86	1,354,146.93	0.00	1,752,386.54	0.00	0.00	278,697.46	0.00	
Other Compensation	5010200000	0.00	841,870.77	841,870.77	0.00	74,916.00	0.00	74,916.00	0.00	74,916.00	0.00	0.00	74,916.00	0.00	74,916.00	0.00	0.00	74,916.00	0.00	0.00	0.00	0.00	
Mid-Year Bonus - Civilian	5010216001	0.00	74,916.00	74,916.00	0.00	74,916.00	0.00	74,916.00	0.00	74,916.00	0.00	0.00	74,916.00	0.00	74,916.00	0.00	0.00	74,916.00	0.00	0.00	0.00	0.00	
Performance Based Bonus - Civilian	5010299014	0.00	766,954.77	766,954.77	0.00	0.00	0.00	766,954.77	0.00	766,954.77	0.00	0.00	766,954.77	0.00	766,954.77	0.00	0.00	766,954.77	0.00	0.00	0.00	0.00	
Other Personnel Benefits	5010400000	0.00	0.00	0.00	0.00	0.00	0.00	0.00	0.00	0.00	0.00	0.00	0.00	0.00	0.00	0.00	0.00	0.00	0.00	0.00	0.00	0.00	
Other Personnel Benefits		0.00	0.00	0.00	0.00	0.00	0.00	0.00	0.00	0.00	0.00	0.00	0.00	0.00	0.00	0.00	0.00	0.00	0.00	0.00	0.00	0.00	
Lump-sum for Compensation Adjustment	5010499006	0.00	0.00	0.00	0.00	0.00	0.00	0.00	0.00	0.00	0.00	0.00	0.00	0.00	0.00	0.00	0.00	0.00	0.00	0.00	0.00	0.00	
Pension and Gratuity Fund		0.00	379,936.79	379,936.79	0.00	0.00	0.00	379,936.79	0.00	379,936.79	0.00	0.00	379,936.79	0.00	379,936.79	0.00	0.00	379,936.79	0.00	0.00	0.00	0.00	
Other Personnel Benefits	5010400000	0.00	379,936.79	379,936.79	0.00	0.00	0.00	379,936.79	0.00	379,936.79	0.00	0.00	379,936.79	0.00	379,936.79	0.00	0.00	379,936.79	0.00	0.00	0.00	0.00	
Terminal Leave Benefits		0.00	379,936.79	379,936.79	0.00	0.00	0.00	379,936.79	0.00	379,936.79	0.00	0.00	379,936.79	0.00	379,936.79	0.00	0.00	379,936.79	0.00	0.00	0.00	0.00	
Terminal Leave Benefits - Civilian	5010403001	0.00	379,936.79	379,936.79	0.00	0.00	0.00	379,936.79	0.00	379,936.79	0.00	0.00	379,936.79	0.00	379,936.79	0.00	0.00	379,936.79	0.00	0.00	0.00	0.00	
GRAND TOTAL		133,784,000.00	20,973,672.08	154,757,672.08	133,996,000.00	2,106,000.00	0.00	18,655,672.08	154,757,672.08	9,965,361.36	115,172,839.07	14,066,134.11	0.00	139,204,334.54	9,194,360.92	115,584,299.38	11,045,548.13	0.00	135,824,208.43	0.00	15,553,337.54	3,380,126.11	0.00

Certified Correct:

 PAOLO A. FONTANILLA
 Budget Officer III
 Date: October 20, 2025 04:14 PM

Certified Correct:

 KNIEVELE V. PLACIDES
 Accountant III
 Date: October 20, 2025 04:14 PM

Recommending Approval By:

 JANICE L. SAN JOSE
 Chief, Finance and Administrative Division
 Date: October 20, 2025 04:23 PM

Approved By:

 PAUL H. ABAN
 Regional Director
 Date: October 29, 2025 05:10 PM