

MONTHLY REPORT OF DISBURSEMENTS
For the month of November 2025


Department : Department of Labor and Employment (DOLE)
 Agency/Entity : Professional Regulation Commission
 Operating Unit : Regional Office - IVB
 Organization Code (UACS) : 16 008 0300017
 Fund Cluster : 01 - Regular Agency Fund
 (e.g. UACS Fund Cluster: 01-Regular Agency Fund, 02-Foreign Assisted Projects Fund, 03-Special Account-Locally Funded/Domestic Grants Fund, etc.)


| Particulars | Current Year Budget | | | | | Prior Year's Budget | | | | | | | | | | | SUB-TOTAL | Trust Liabilities | | | | Grand Total | | | | | Remarks | |
|--|---------------------|---------------------|-------------|-------------|---------------------|-------------------------------|-------------|-------------|-------------|---------------|---------------------------------|-----------------|-------------|-------------|-----------------|-----------------|---------------------|-------------------|-------------|-------------|---------------|---------------------|---------------------|-------------|-------------|---------------------|---------|----|
| | PS | MOOE | FinEx | CO | TOTAL | Prior Year's Accounts Payable | | | | | Current Year's Accounts Payable | | | | | TOTAL | | PS | MOOE | CO | TOTAL | PS | MOOE | FinEx | CO | TOTAL | | |
| | | | | | | PS | MOOE | FinEx | CO | Sub-Total | PS | MOOE | FinEx | CO | Sub-Total | | | | | | | | | | | | | PS |
| 1 | 2 | 3 | 4 | 5 | 6=(2+3+4+5) | 7 | 8 | 9 | 10 | 11=(7+8+9+10) | 12 | 13 | 14 | 15 | 16= | 17=(11+16) | 18=(6+17) | 19 | 20 | 21 | 22=(19+20+21) | 23 | 24 | 25 | 26 | 27=(23+24+25+26) | 28 | |
| CASH DISBURSEMENTS | 4,536,846.20 | 1,658,673.19 | 0.00 | 0.00 | 6,195,519.39 | 0.00 | 0.00 | 0.00 | 0.00 | 0.00 | 0.00 | 6,825.84 | 0.00 | 0.00 | 6,825.84 | 6,825.84 | 6,202,345.23 | 0.00 | 0.00 | 0.00 | 0.00 | 4,536,846.20 | 1,665,499.03 | 0.00 | 0.00 | 6,202,345.23 | | |
| Notice of Cash Allocation (NCA) | 4,536,846.20 | 941,327.60 | 0.00 | 0.00 | 5,478,173.80 | 0.00 | 0.00 | 0.00 | 0.00 | 0.00 | 0.00 | 6,825.84 | 0.00 | 0.00 | 6,825.84 | 6,825.84 | 5,484,999.64 | 0.00 | 0.00 | 0.00 | 0.00 | 4,536,846.20 | 948,153.44 | 0.00 | 0.00 | 5,484,999.64 | | |
| MDS Checks Issued | 144,484.14 | 9,248.72 | 0.00 | 0.00 | 153,732.86 | 0.00 | 0.00 | 0.00 | 0.00 | 0.00 | 0.00 | 0.00 | 0.00 | 0.00 | 0.00 | 153,732.86 | 0.00 | 0.00 | 0.00 | 0.00 | 144,484.14 | 9,248.72 | 0.00 | 0.00 | 153,732.86 | | | |
| Advice to Debit Account | 4,392,362.06 | 932,078.88 | 0.00 | 0.00 | 5,324,440.94 | 0.00 | 0.00 | 0.00 | 0.00 | 0.00 | 0.00 | 6,825.84 | 0.00 | 0.00 | 6,825.84 | 6,825.84 | 5,331,266.78 | 0.00 | 0.00 | 0.00 | 0.00 | 4,392,362.06 | 938,904.72 | 0.00 | 0.00 | 5,331,266.78 | | |
| Notice of Transfer Allocations (NTA) | 0.00 | 717,345.59 | 0.00 | 0.00 | 717,345.59 | 0.00 | 0.00 | 0.00 | 0.00 | 0.00 | 0.00 | 0.00 | 0.00 | 0.00 | 0.00 | 0.00 | 717,345.59 | 0.00 | 0.00 | 0.00 | 0.00 | 0.00 | 717,345.59 | 0.00 | 0.00 | 717,345.59 | | |
| MDS Checks Issued | 0.00 | 0.00 | 0.00 | 0.00 | 0.00 | 0.00 | 0.00 | 0.00 | 0.00 | 0.00 | 0.00 | 0.00 | 0.00 | 0.00 | 0.00 | 0.00 | 0.00 | 0.00 | 0.00 | 0.00 | 0.00 | 0.00 | 0.00 | 0.00 | 0.00 | 0.00 | 0.00 | |
| Advice to Debit Account | 0.00 | 717,345.59 | 0.00 | 0.00 | 717,345.59 | 0.00 | 0.00 | 0.00 | 0.00 | 0.00 | 0.00 | 0.00 | 0.00 | 0.00 | 0.00 | 0.00 | 717,345.59 | 0.00 | 0.00 | 0.00 | 0.00 | 0.00 | 717,345.59 | 0.00 | 0.00 | 717,345.59 | | |
| Working Fund for FAPs | 0.00 | 0.00 | 0.00 | 0.00 | 0.00 | 0.00 | 0.00 | 0.00 | 0.00 | 0.00 | 0.00 | 0.00 | 0.00 | 0.00 | 0.00 | 0.00 | 0.00 | 0.00 | 0.00 | 0.00 | 0.00 | 0.00 | 0.00 | 0.00 | 0.00 | 0.00 | 0.00 | |
| Cash Disbursement Ceiling (CDC) | 0.00 | 0.00 | 0.00 | 0.00 | 0.00 | 0.00 | 0.00 | 0.00 | 0.00 | 0.00 | 0.00 | 0.00 | 0.00 | 0.00 | 0.00 | 0.00 | 0.00 | 0.00 | 0.00 | 0.00 | 0.00 | 0.00 | 0.00 | 0.00 | 0.00 | 0.00 | 0.00 | |
| TOTAL CASH DISBURSEMENTS | 4,536,846.20 | 1,658,673.19 | 0.00 | 0.00 | 6,195,519.39 | 0.00 | 0.00 | 0.00 | 0.00 | 0.00 | 0.00 | 6,825.84 | 0.00 | 0.00 | 6,825.84 | 6,825.84 | 6,202,345.23 | 0.00 | 0.00 | 0.00 | 0.00 | 4,536,846.20 | 1,665,499.03 | 0.00 | 0.00 | 6,202,345.23 | | |
| NON-CASH DISBURSEMENTS | 211,323.18 | 83,143.35 | 0.00 | 0.00 | 294,466.53 | 0.00 | 0.00 | 0.00 | 0.00 | 0.00 | 0.00 | 0.00 | 0.00 | 0.00 | 0.00 | 0.00 | 294,466.53 | 0.00 | 0.00 | 0.00 | 0.00 | 211,323.18 | 83,143.35 | 0.00 | 0.00 | 294,466.53 | | |
| Tax Remittance Advices Issued (TRA) | 211,323.18 | 83,143.35 | 0.00 | 0.00 | 294,466.53 | 0.00 | 0.00 | 0.00 | 0.00 | 0.00 | 0.00 | 0.00 | 0.00 | 0.00 | 0.00 | 0.00 | 294,466.53 | 0.00 | 0.00 | 0.00 | 0.00 | 211,323.18 | 83,143.35 | 0.00 | 0.00 | 294,466.53 | | |
| Non-Cash Availment Authority (NCAA) | 0.00 | 0.00 | 0.00 | 0.00 | 0.00 | 0.00 | 0.00 | 0.00 | 0.00 | 0.00 | 0.00 | 0.00 | 0.00 | 0.00 | 0.00 | 0.00 | 0.00 | 0.00 | 0.00 | 0.00 | 0.00 | 0.00 | 0.00 | 0.00 | 0.00 | 0.00 | 0.00 | |
| Disbursements effected through outright deductions from claims (please specify...) | 0.00 | 0.00 | 0.00 | 0.00 | 0.00 | 0.00 | 0.00 | 0.00 | 0.00 | 0.00 | 0.00 | 0.00 | 0.00 | 0.00 | 0.00 | 0.00 | 0.00 | 0.00 | 0.00 | 0.00 | 0.00 | 0.00 | 0.00 | 0.00 | 0.00 | 0.00 | 0.00 | |
| Overpayment of expenses(e.g. personnel benefits) | 0.00 | 0.00 | 0.00 | 0.00 | 0.00 | 0.00 | 0.00 | 0.00 | 0.00 | 0.00 | 0.00 | 0.00 | 0.00 | 0.00 | 0.00 | 0.00 | 0.00 | 0.00 | 0.00 | 0.00 | 0.00 | 0.00 | 0.00 | 0.00 | 0.00 | 0.00 | 0.00 | |
| Restitution for loss of government property | 0.00 | 0.00 | 0.00 | 0.00 | 0.00 | 0.00 | 0.00 | 0.00 | 0.00 | 0.00 | 0.00 | 0.00 | 0.00 | 0.00 | 0.00 | 0.00 | 0.00 | 0.00 | 0.00 | 0.00 | 0.00 | 0.00 | 0.00 | 0.00 | 0.00 | 0.00 | 0.00 | |
| Liquidated damages and similar claims | 0.00 | 0.00 | 0.00 | 0.00 | 0.00 | 0.00 | 0.00 | 0.00 | 0.00 | 0.00 | 0.00 | 0.00 | 0.00 | 0.00 | 0.00 | 0.00 | 0.00 | 0.00 | 0.00 | 0.00 | 0.00 | 0.00 | 0.00 | 0.00 | 0.00 | 0.00 | 0.00 | |
| Others(TEF, BTr-Documentary Stamp Tax, etc.) | 0.00 | 0.00 | 0.00 | 0.00 | 0.00 | 0.00 | 0.00 | 0.00 | 0.00 | 0.00 | 0.00 | 0.00 | 0.00 | 0.00 | 0.00 | 0.00 | 0.00 | 0.00 | 0.00 | 0.00 | 0.00 | 0.00 | 0.00 | 0.00 | 0.00 | 0.00 | 0.00 | |
| TOTAL NON-CASH DISBURSEMENTS | 211,323.18 | 83,143.35 | 0.00 | 0.00 | 294,466.53 | 0.00 | 0.00 | 0.00 | 0.00 | 0.00 | 0.00 | 0.00 | 0.00 | 0.00 | 0.00 | 0.00 | 294,466.53 | 0.00 | 0.00 | 0.00 | 0.00 | 211,323.18 | 83,143.35 | 0.00 | 0.00 | 294,466.53 | | |
| GRAND TOTAL | 4,748,169.38 | 1,741,816.54 | 0.00 | 0.00 | 6,489,985.92 | 0.00 | 0.00 | 0.00 | 0.00 | 0.00 | 0.00 | 6,825.84 | 0.00 | 0.00 | 6,825.84 | 6,825.84 | 6,496,811.76 | 0.00 | 0.00 | 0.00 | 0.00 | 4,748,169.38 | 1,748,642.38 | 0.00 | 0.00 | 6,496,811.76 | | |


SUMMARY

| Particulars | Previous Report | This Month | As at Date |
|--|-----------------|----------------|----------------|
| (1) | (2) | (3) | (4) |
| Total Disbursement Authorities Received | 50,475,572.81 | 5,021,466.53 | 55,497,039.34 |
| NCA | 37,226,559.00 | 4,727,000.00 | 41,953,559.00 |
| NTA | 10,059,485.13 | 0.00 | 10,059,485.13 |
| Working Fund | 0.00 | 0.00 | 0.00 |
| TRA | 3,189,528.68 | 294,466.53 | 3,483,995.21 |
| CDC | 0.00 | 0.00 | 0.00 |
| NCAA | 0.00 | 0.00 | 0.00 |
| Less: Notice of Transfer of Allocations (NTA)* issued | 0.00 | 0.00 | 0.00 |
| Total Disbursement Authorities Available | 50,475,572.81 | 5,021,466.53 | 55,497,039.34 |
| Less: | 0.00 | 0.00 | 0.00 |
| Lapsed NCA | 0.00 | 0.00 | 0.00 |
| Disbursements | 48,065,811.70 | 6,496,811.76 | 54,562,623.46 |
| Less: Other Non-Cash Disbursements | 0.00 | 0.00 | 0.00 |
| Disbursements effected through outright deductions from claims | 0.00 | 0.00 | 0.00 |
| Overpayment of expenses(e.g. personnel benefits) | 0.00 | 0.00 | 0.00 |
| Restitution for loss of government property | 0.00 | 0.00 | 0.00 |
| Liquidated damages and similar claims | 0.00 | 0.00 | 0.00 |
| Others (e.g. TEF, BTr, Docs Stamp, etc.) | 0.00 | 0.00 | 0.00 |
| Add/Less: Adjustments (e.g. cancelled/staled checks) | 0.00 | 0.00 | 0.00 |
| Balance of Disbursement Authorities as at date | 2,409,761.11 | (1,475,345.23) | 934,415.88 |
| Total Disbursements Program | 46,091,485.13 | 4,572,998.00 | 50,664,483.13 |
| Less: *Actual Disbursements | 48,065,811.70 | 6,496,811.76 | 54,562,623.46 |
| (Over)/Under spending | (1,974,326.57) | (1,923,813.76) | (3,898,140.33) |

Notes: * The use of NTA is discouraged
 Notes: ** Amounts should tally with the grand total disbursemt (column 27).

Certified Correct:

 DAVY ROSE F. FALCESO
 Regional Accountant
 Date: December 10, 2025 02:31 PM

Recommending Approval:

 MITZI MARJE G. DE DIOS
 Chief Administrative Officer
 Date: December 10, 2025 05:06 PM

Approved By:

 REYNALDO D. AGCAOILI
 Regional Director
 Date: December 10, 2025 06:02 PM