

MONTHLY REPORT OF DISBURSEMENTS
For the month of October 2021


Department Department of Labor and Employment (DOLE)
Agency/Entity Professional Regulation Commission
Operating Unit Regional Office - V
Organization Code (IUACS) 16 008 030005
Fund Cluster 01 Regular Agency Fund


Particulars	Current Year Budget					Prior Year's Budget											Trust Liabilities					Grand Total					Remarks		
	PS	MOOE	FinEx	CO	TOTAL	Prior Year's Accounts Payable					Current Year's Accounts Payable					TOTAL	SUB-TOTAL	PS	MOOE	CO	TOTAL	PS	MOOE	FinEx	CO	TOTAL			
						PS	MOOE	FinEx	CO	Sub-Total	PS	MOOE	FinEx	CO	Sub-Total													17=(11+16)	18=(6+17)
CASH DISBURSEMENTS	1,115,784.00	2,090,744.14	0.00	0.00	3,206,528.14	0.00	0.00	0.00	0.00	0.00	0.00	0.00	0.00	0.00	0.00	0.00	3,206,528.14	0.00	0.00	0.00	0.00	1,115,784.00	2,090,744.14	0.00	0.00	3,206,528.14			
Notice of Cash Allocation (NCA)	1,115,784.00	2,090,744.14	0.00	0.00	3,206,528.14	0.00	0.00	0.00	0.00	0.00	0.00	0.00	0.00	0.00	0.00	0.00	3,206,528.14	0.00	0.00	0.00	0.00	1,115,784.00	2,090,744.14	0.00	0.00	3,206,528.14			
MDS Checks Issued	0.00	2,025,893.84	0.00	0.00	2,025,893.84	0.00	0.00	0.00	0.00	0.00	0.00	0.00	0.00	0.00	0.00	0.00	2,025,893.84	0.00	0.00	0.00	0.00	0.00	2,025,893.84	0.00	0.00	2,025,893.84			
Advice to Debit Account	1,115,784.00	64,850.30	0.00	0.00	1,180,634.30	0.00	0.00	0.00	0.00	0.00	0.00	0.00	0.00	0.00	0.00	0.00	1,180,634.30	0.00	0.00	0.00	0.00	1,115,784.00	64,850.30	0.00	0.00	1,180,634.30			
Notice of Transfer Allocations (NTA)	0.00	0.00	0.00	0.00	0.00	0.00	0.00	0.00	0.00	0.00	0.00	0.00	0.00	0.00	0.00	0.00	0.00	0.00	0.00	0.00	0.00	0.00	0.00	0.00	0.00	0.00	0.00		
MDS Checks Issued	0.00	0.00	0.00	0.00	0.00	0.00	0.00	0.00	0.00	0.00	0.00	0.00	0.00	0.00	0.00	0.00	0.00	0.00	0.00	0.00	0.00	0.00	0.00	0.00	0.00	0.00	0.00		
Advice to Debit Account	0.00	0.00	0.00	0.00	0.00	0.00	0.00	0.00	0.00	0.00	0.00	0.00	0.00	0.00	0.00	0.00	0.00	0.00	0.00	0.00	0.00	0.00	0.00	0.00	0.00	0.00	0.00		
Working Fund for FAPs	0.00	0.00	0.00	0.00	0.00	0.00	0.00	0.00	0.00	0.00	0.00	0.00	0.00	0.00	0.00	0.00	0.00	0.00	0.00	0.00	0.00	0.00	0.00	0.00	0.00	0.00	0.00		
Cash Disbursement Ceiling (CDC)	0.00	0.00	0.00	0.00	0.00	0.00	0.00	0.00	0.00	0.00	0.00	0.00	0.00	0.00	0.00	0.00	0.00	0.00	0.00	0.00	0.00	0.00	0.00	0.00	0.00	0.00	0.00		
TOTAL CASH DISBURSEMENTS	1,115,784.00	2,090,744.14	0.00	0.00	3,206,528.14	0.00	0.00	0.00	0.00	0.00	0.00	0.00	0.00	0.00	0.00	0.00	3,206,528.14	0.00	0.00	0.00	0.00	1,115,784.00	2,090,744.14	0.00	0.00	3,206,528.14			
NON-CASH DISBURSEMENTS	118,887.22	37,843.54	0.00	0.00	156,730.76	0.00	0.00	0.00	0.00	0.00	0.00	0.00	0.00	0.00	0.00	0.00	156,730.76	0.00	0.00	0.00	0.00	118,887.22	37,843.54	0.00	0.00	156,730.76			
Tax Remittance Advices Issued (TRA)	118,887.22	37,843.54	0.00	0.00	156,730.76	0.00	0.00	0.00	0.00	0.00	0.00	0.00	0.00	0.00	0.00	0.00	156,730.76	0.00	0.00	0.00	0.00	118,887.22	37,843.54	0.00	0.00	156,730.76			
Non-Cash Availment Authority (NCAA)	0.00	0.00	0.00	0.00	0.00	0.00	0.00	0.00	0.00	0.00	0.00	0.00	0.00	0.00	0.00	0.00	0.00	0.00	0.00	0.00	0.00	0.00	0.00	0.00	0.00	0.00	0.00		
Disbursements effected through outright deductions from claims (please specify...)	0.00	0.00	0.00	0.00	0.00	0.00	0.00	0.00	0.00	0.00	0.00	0.00	0.00	0.00	0.00	0.00	0.00	0.00	0.00	0.00	0.00	0.00	0.00	0.00	0.00	0.00	0.00		
Overpayment of expenses(e.g. personnel benefits)	0.00	0.00	0.00	0.00	0.00	0.00	0.00	0.00	0.00	0.00	0.00	0.00	0.00	0.00	0.00	0.00	0.00	0.00	0.00	0.00	0.00	0.00	0.00	0.00	0.00	0.00	0.00	0.00	
Restitution for loss or government property	0.00	0.00	0.00	0.00	0.00	0.00	0.00	0.00	0.00	0.00	0.00	0.00	0.00	0.00	0.00	0.00	0.00	0.00	0.00	0.00	0.00	0.00	0.00	0.00	0.00	0.00	0.00	0.00	
Liquidated damages and similar claims	0.00	0.00	0.00	0.00	0.00	0.00	0.00	0.00	0.00	0.00	0.00	0.00	0.00	0.00	0.00	0.00	0.00	0.00	0.00	0.00	0.00	0.00	0.00	0.00	0.00	0.00	0.00	0.00	
Others (e.g. TEF, BT, Docs Stamp, etc.)	0.00	0.00	0.00	0.00	0.00	0.00	0.00	0.00	0.00	0.00	0.00	0.00	0.00	0.00	0.00	0.00	0.00	0.00	0.00	0.00	0.00	0.00	0.00	0.00	0.00	0.00	0.00	0.00	
TOTAL NON-CASH DISBURSEMENTS	118,887.22	37,843.54	0.00	0.00	156,730.76	0.00	0.00	0.00	0.00	0.00	0.00	0.00	0.00	0.00	0.00	0.00	156,730.76	0.00	0.00	0.00	0.00	118,887.22	37,843.54	0.00	0.00	156,730.76			
GRAND TOTAL	1,234,671.22	2,128,587.68	0.00	0.00	3,363,258.90	0.00	0.00	0.00	0.00	0.00	0.00	0.00	0.00	0.00	0.00	0.00	3,363,258.90	0.00	0.00	0.00	0.00	1,234,671.22	2,128,587.68	0.00	0.00	3,363,258.90			


SUMMARY

Particulars	Previous Report	This Month	As at Date
(1)	(2)	(3)	(4)
Total Disbursement Authorities Received	11,689,671.87	3,921,730.76	15,611,402.63
NCA	11,296,000.00	3,765,000.00	15,061,000.00
NTA	0.00	0.00	0.00
Working Fund	0.00	0.00	0.00
TRA	393,671.87	156,730.76	550,402.63
CDC	0.00	0.00	0.00
NCAA	0.00	0.00	0.00
Less: Notice of Transfer of Allocations (NTA)* Issued	0.00	0.00	0.00
Total Disbursement Authorities Available	11,689,671.87	3,921,730.76	15,611,402.63
Less:	0.00	0.00	0.00
Lapsed NCA	3,194,710.09	0.00	3,194,710.09
Disbursements	8,494,961.78	3,363,258.90	11,858,220.68
Less: Other Non-Cash Disbursements	0.00	0.00	0.00
Disbursements effected through outright deductions from claims	0.00	0.00	0.00
Overpayment of expenses(e.g. personnel benefits)	0.00	0.00	0.00
Restitution for loss of government property	0.00	0.00	0.00
Liquidated damages and similar claims	0.00	0.00	0.00
Others (e.g. TEF, BT, Docs Stamp, etc.)	0.00	0.00	0.00
Add/Less: Adjustments (e.g. cancelled/staled checks)	0.00	0.00	0.00
Balance of Disbursement Authorities as at date	0.00	558,471.86	558,471.86
Total Disbursements Program	11,977,000.00	3,992,000.00	15,969,000.00
Less: *Actual Disbursements	8,494,961.78	3,363,258.90	11,858,220.68
(Over)/Under spending	3,482,038.22	628,741.10	4,110,779.32

Notes: * The use of NTA is discouraged
Notes: ** Amounts should tally with the grand total disbursement (column 27).

Certified Correct:

GERARDINE M. IBO
Accountant III
Date: 2021-11-04 13:17:42

Recommending Approval:

JHANNELYN A. GRATIL
OIC - FAD
Date: 2021-11-04 13:26:22

Approved By:

SHARO B. LO
DIRECTOR
Date: 2021-11-08 08:33:33