

MONTHLY REPORT OF DISBURSEMENTS
For the month of February 2026


Department : Department of Labor and Employment (DOLE)
 Agency/Entity : Professional Regulation Commission
 Operating Unit : Regional Office - XIII
 Organization Code (UACS) : 16 008 0300016
 Fund Cluster : 01 - Regular Agency Fund
 (e.g. UACS Fund Cluster: 01-Regular Agency Fund, 02-Foreign Assisted Projects Fund, 03-Special Account-Locally Funded/Domestic Grants Fund, etc.)


Particulars	Current Year Budget					Prior Year's Budget											SUB-TOTAL	Trust Liabilities				Grand Total					Remarks			
	PS	MOOE	FinEx	CO	TOTAL	Prior Year's Accounts Payable					Current Year's Accounts Payable							TOTAL	PS	MOOE	CO	TOTAL	PS	MOOE	FinEx	CO		TOTAL		
						PS	MOOE	FinEx	CO	Sub-Total	PS	MOOE	FinEx	CO	Sub-Total	PS													MOOE	FinEx
1	2	3	4	5	6=(2+3+4+5)	7	8	9	10	11=(7+8+9+10)	12	13	14	15	16=	17=(11+16)	18=(6+17)	19	20	21	22=(19+20+21)	23	24	25	26	27=(23+24+25+26)	28			
CASH DISBURSEMENTS	2,132,875.92	1,628,271.67	0.00	0.00	3,761,147.59	68,875.67	172,779.37	0.00	0.00	241,655.04	0.00	0.00	0.00	0.00	0.00	241,655.04	4,002,802.63	0.00	0.00	0.00	0.00	2,201,751.59	1,801,051.04	0.00	0.00	4,002,802.63				
Notice of Cash Allocation (NCA)	2,132,875.92	1,628,271.67	0.00	0.00	3,761,147.59	68,875.67	172,779.37	0.00	0.00	241,655.04	0.00	0.00	0.00	0.00	0.00	241,655.04	4,002,802.63	0.00	0.00	0.00	0.00	2,201,751.59	1,801,051.04	0.00	0.00	4,002,802.63				
MDS Checks Issued	438,845.39	241,748.18	0.00	0.00	680,593.57	0.00	0.00	0.00	0.00	0.00	0.00	0.00	0.00	0.00	0.00	0.00	680,593.57	0.00	0.00	0.00	0.00	438,845.39	241,748.18	0.00	0.00	680,593.57				
Advice to Debit Account	1,694,030.53	1,386,523.49	0.00	0.00	3,080,554.02	68,875.67	172,779.37	0.00	0.00	241,655.04	0.00	0.00	0.00	0.00	0.00	241,655.04	3,322,209.06	0.00	0.00	0.00	0.00	1,762,906.20	1,559,302.86	0.00	0.00	3,322,209.06				
Notice of Transfer Allocations (NTA)	0.00	0.00	0.00	0.00	0.00	0.00	0.00	0.00	0.00	0.00	0.00	0.00	0.00	0.00	0.00	0.00	0.00	0.00	0.00	0.00	0.00	0.00	0.00	0.00	0.00	0.00	0.00			
MDS Checks Issued	0.00	0.00	0.00	0.00	0.00	0.00	0.00	0.00	0.00	0.00	0.00	0.00	0.00	0.00	0.00	0.00	0.00	0.00	0.00	0.00	0.00	0.00	0.00	0.00	0.00	0.00	0.00	0.00		
Advice to Debit Account	0.00	0.00	0.00	0.00	0.00	0.00	0.00	0.00	0.00	0.00	0.00	0.00	0.00	0.00	0.00	0.00	0.00	0.00	0.00	0.00	0.00	0.00	0.00	0.00	0.00	0.00	0.00	0.00		
Working Fund for FAPs	0.00	0.00	0.00	0.00	0.00	0.00	0.00	0.00	0.00	0.00	0.00	0.00	0.00	0.00	0.00	0.00	0.00	0.00	0.00	0.00	0.00	0.00	0.00	0.00	0.00	0.00	0.00	0.00		
Cash Disbursement Ceiling (CDC)	0.00	0.00	0.00	0.00	0.00	0.00	0.00	0.00	0.00	0.00	0.00	0.00	0.00	0.00	0.00	0.00	0.00	0.00	0.00	0.00	0.00	0.00	0.00	0.00	0.00	0.00	0.00	0.00		
TOTAL CASH DISBURSEMENTS	2,132,875.92	1,628,271.67	0.00	0.00	3,761,147.59	68,875.67	172,779.37	0.00	0.00	241,655.04	0.00	0.00	0.00	0.00	0.00	241,655.04	4,002,802.63	0.00	0.00	0.00	0.00	2,201,751.59	1,801,051.04	0.00	0.00	4,002,802.63				
NON-CASH DISBURSEMENTS	219,869.91	63,465.56	0.00	0.00	283,335.47	13,942.89	921.55	0.00	0.00	14,864.44	0.00	0.00	0.00	0.00	0.00	14,864.44	298,199.91	0.00	0.00	0.00	0.00	233,812.80	64,387.11	0.00	0.00	298,199.91				
Tax Remittance Advices Issued (TRA)	219,869.91	63,465.56	0.00	0.00	283,335.47	13,942.89	921.55	0.00	0.00	14,864.44	0.00	0.00	0.00	0.00	0.00	14,864.44	298,199.91	0.00	0.00	0.00	0.00	233,812.80	64,387.11	0.00	0.00	298,199.91				
Non-Cash Availment Authority (NCAA)	0.00	0.00	0.00	0.00	0.00	0.00	0.00	0.00	0.00	0.00	0.00	0.00	0.00	0.00	0.00	0.00	0.00	0.00	0.00	0.00	0.00	0.00	0.00	0.00	0.00	0.00	0.00	0.00		
Disbursements effected through outright deductions from claims (please specify...)	0.00	0.00	0.00	0.00	0.00	0.00	0.00	0.00	0.00	0.00	0.00	0.00	0.00	0.00	0.00	0.00	0.00	0.00	0.00	0.00	0.00	0.00	0.00	0.00	0.00	0.00	0.00	0.00		
Overpayment of expenses(e.g. personnel benefits)	0.00	0.00	0.00	0.00	0.00	0.00	0.00	0.00	0.00	0.00	0.00	0.00	0.00	0.00	0.00	0.00	0.00	0.00	0.00	0.00	0.00	0.00	0.00	0.00	0.00	0.00	0.00	0.00	0.00	
Restitution for loss of government property	0.00	0.00	0.00	0.00	0.00	0.00	0.00	0.00	0.00	0.00	0.00	0.00	0.00	0.00	0.00	0.00	0.00	0.00	0.00	0.00	0.00	0.00	0.00	0.00	0.00	0.00	0.00	0.00	0.00	
Liquidated damages and similar claims	0.00	0.00	0.00	0.00	0.00	0.00	0.00	0.00	0.00	0.00	0.00	0.00	0.00	0.00	0.00	0.00	0.00	0.00	0.00	0.00	0.00	0.00	0.00	0.00	0.00	0.00	0.00	0.00	0.00	
Others(TEF, BTr-Documentary Stamp Tax, etc.)	0.00	0.00	0.00	0.00	0.00	0.00	0.00	0.00	0.00	0.00	0.00	0.00	0.00	0.00	0.00	0.00	0.00	0.00	0.00	0.00	0.00	0.00	0.00	0.00	0.00	0.00	0.00	0.00	0.00	
TOTAL NON-CASH DISBURSEMENTS	219,869.91	63,465.56	0.00	0.00	283,335.47	13,942.89	921.55	0.00	0.00	14,864.44	0.00	0.00	0.00	0.00	0.00	14,864.44	298,199.91	0.00	0.00	0.00	0.00	233,812.80	64,387.11	0.00	0.00	298,199.91				
GRAND TOTAL	2,352,745.83	1,691,737.23	0.00	0.00	4,044,483.06	82,818.56	173,700.92	0.00	0.00	256,519.48	0.00	0.00	0.00	0.00	0.00	256,519.48	4,301,002.54	0.00	0.00	0.00	0.00	2,435,564.39	1,865,438.15	0.00	0.00	4,301,002.54				


SUMMARY

Particulars	Previous Report	This Month	As at Date
(1)	(2)	(3)	(4)
Total Disbursement Authorities Received	4,519,024.98	4,523,199.91	9,042,224.89
NCA	4,225,000.00	4,225,000.00	8,450,000.00
NTA	0.00	0.00	0.00
Working Fund	0.00	0.00	0.00
TRA	294,024.98	298,199.91	592,224.89
CDC	0.00	0.00	0.00
NCAA	0.00	0.00	0.00
Less: Notice of Transfer of Allocations (NTA)* issued	0.00	0.00	0.00
Total Disbursement Authorities Available	4,519,024.98	4,523,199.91	9,042,224.89
Less:	0.00	0.00	0.00
Lapsed NCA	0.00	0.00	0.00
Disbursements	4,453,521.00	4,301,002.54	8,754,523.54
Less: Other Non-Cash Disbursements	0.00	0.00	0.00
Disbursements effected through outright deductions from claims	0.00	0.00	0.00
Overpayment of expenses(e.g. personnel benefits)	0.00	0.00	0.00
Restitution for loss of government property	0.00	0.00	0.00
Liquidated damages and similar claims	0.00	0.00	0.00
Others (e.g. TEF, BTr, Docs Stamp, etc.)	0.00	0.00	0.00
Add/Less: Adjustments (e.g. cancelled/stated checks)	0.00	0.00	0.00
Balance of Disbursement Authorities as at date	65,503.98	222,197.37	287,701.35
Total Disbursements Program	4,532,000.00	4,532,000.00	9,064,000.00
Less: *Actual Disbursements	4,453,521.00	4,301,002.54	8,754,523.54
(Over)/Under spending	78,479.00	230,997.46	309,476.46

Notes: * The use of NTA is discouraged
 Notes: ** Amounts should tally with the grand total disbursement (column 27).

Certified Accountant:

 MADONNA D. CALING, CPA,MPA
 ACCOUNTANT III
 Date: March 10, 2026 03:17 PM

Recommending Approval:

 KIM H. ELARRIA, CPA, MBA
 CHIEF ADMINISTRATIVE OFFICER
 Date: March 10, 2026 04:51 PM

Approved By:

 CHERYL P. ELICANO, CPA
 REGIONAL DIRECTOR
 Date: March 11, 2026 02:58 PM