

**STATEMENT OF APPROPRIATIONS, ALLOTMENTS, OBLIGATIONS, DISBURSEMENTS AND BALANCES**

**As at the Quarter Ending June 30, 2025**

Department : Department of Labor and Employment (DOLE)  
 Agency/Entity : Professional Regulation Commission  
 Operating Unit : Regional Office - XII  
 Organization Code (UACS) : 16 008 0300012  
 Fund Cluster : 01 - Regular Agency Fund

	Current Year Appropriations
	Supplemental Appropriations
X	Continuing Appropriations

(e.g. UACS Fund Cluster: 01-Regular Agency Fund, 02-Foreign Assisted Projects Fund, 03-Special Account-Locally Funded/Domestic Grants Fund, and 04-Special Account-Foreign Assisted/Foreign Grants Fund)

Particulars	UACS CODE	Appropriations			Allotments						Current Year Obligations					Current Year Disbursements					Balances			
		Authorized Appropriations	Adjustments (Transfer To/From, Modifications/ Augmentations)	Adjusted Appropriations	Allotments		Adjustments (Reductions, Modifications/ Augmentations)	Transfer To	Transfer From	Adjusted Allotments	1st Quarter Ending March 31	2nd Quarter Ending June 30	3rd Quarter Ending September 30	4th Quarter Ending December 31	Total	1st Quarter Ending March 31	2nd Quarter Ending June 30	3rd Quarter Ending September 30	4th Quarter Ending December 31	Total	Unused Funds		Unpaid Obligations (16-21)=(24+25)	
					SARO	Unobligated															Unreleased Appropriations	Unobligated Allotments	Due and Demandable	Not Yet Due and Demandable
1	2	3	4	5=(3+4)	6	7	8	9	10	11=((6+7+(-)8)-9+10)	12	13	14	15	16=(12+13+14+15)	17	18	19	20	21=(17+18+19+20)	22=(5-11)	23=(11-16)	24	25
<b>Unobligated Allotment</b>		0.00	930,000.00	930,000.00	0.00	569,260.08	0.00	0.00	930,000.00	1,499,260.08	147,323.33	136,525.84	0.00	0.00	283,849.17	146,843.33	136,525.84	0.00	0.00	283,369.17	0.00	1,215,410.91	0.00	480.00
<b>I. Agency Specific Budget</b>		0.00	930,000.00	930,000.00	0.00	569,260.08	0.00	0.00	930,000.00	1,499,260.08	147,323.33	136,525.84	0.00	0.00	283,849.17	146,843.33	136,525.84	0.00	0.00	283,369.17	0.00	1,215,410.91	0.00	480.00
General Administration and Support	1000000000000000	0.00	0.00	0.00	0.00	336,090.64	0.00	0.00	0.00	336,090.64	97,451.33	12,548.77	0.00	0.00	110,000.10	97,451.33	12,548.77	0.00	0.00	110,000.10	0.00	226,090.54	0.00	0.00
General Management and Supervision	100000100001000	0.00	0.00	0.00	0.00	336,090.64	0.00	0.00	0.00	336,090.64	97,451.33	12,548.77	0.00	0.00	110,000.10	97,451.33	12,548.77	0.00	0.00	110,000.10	0.00	226,090.54	0.00	0.00
MOOE		0.00	0.00	0.00	0.00	336,090.64	0.00	0.00	0.00	336,090.64	97,451.33	12,548.77	0.00	0.00	110,000.10	97,451.33	12,548.77	0.00	0.00	110,000.10	0.00	226,090.54	0.00	0.00
Sub-Total, General Administration and Support		0.00	0.00	0.00	0.00	336,090.64	0.00	0.00	0.00	336,090.64	97,451.33	12,548.77	0.00	0.00	110,000.10	97,451.33	12,548.77	0.00	0.00	110,000.10	0.00	226,090.54	0.00	0.00
PS		0.00	0.00	0.00	0.00	0.00	0.00	0.00	0.00	0.00	0.00	0.00	0.00	0.00	0.00	0.00	0.00	0.00	0.00	0.00	0.00	0.00	0.00	0.00
MOOE		0.00	0.00	0.00	0.00	336,090.64	0.00	0.00	0.00	336,090.64	97,451.33	12,548.77	0.00	0.00	110,000.10	97,451.33	12,548.77	0.00	0.00	110,000.10	0.00	226,090.54	0.00	0.00
FinEx (if Applicable)		0.00	0.00	0.00	0.00	0.00	0.00	0.00	0.00	0.00	0.00	0.00	0.00	0.00	0.00	0.00	0.00	0.00	0.00	0.00	0.00	0.00	0.00	0.00
CO		0.00	0.00	0.00	0.00	0.00	0.00	0.00	0.00	0.00	0.00	0.00	0.00	0.00	0.00	0.00	0.00	0.00	0.00	0.00	0.00	0.00	0.00	0.00
Operations	3000000000000000	0.00	930,000.00	930,000.00	0.00	233,169.44	0.00	0.00	930,000.00	1,163,169.44	49,872.00	123,977.07	0.00	0.00	173,849.07	49,392.00	123,977.07	0.00	0.00	173,369.07	0.00	989,320.37	0.00	480.00
OO : Highly ethical, globally competitive, and recognized Filipino professionals ensured		0.00	930,000.00	930,000.00	0.00	233,169.44	0.00	0.00	930,000.00	1,163,169.44	49,872.00	123,977.07	0.00	0.00	173,849.07	49,392.00	123,977.07	0.00	0.00	173,369.07	0.00	989,320.37	0.00	480.00
PROFESSIONAL LICENSURE PROGRAM		0.00	930,000.00	930,000.00	0.00	122,536.89	0.00	0.00	930,000.00	1,052,536.89	480.00	85,377.07	0.00	0.00	85,857.07	0.00	85,377.07	0.00	0.00	85,377.07	0.00	966,679.82	0.00	480.00
Processing of applications for licensure examinations	310100100001000	0.00	0.00	0.00	0.00	118,631.01	0.00	0.00	0.00	118,631.01	480.00	85,377.07	0.00	0.00	85,857.07	0.00	85,377.07	0.00	0.00	85,377.07	0.00	32,773.94	0.00	480.00
MOOE		0.00	0.00	0.00	0.00	118,631.01	0.00	0.00	0.00	118,631.01	480.00	85,377.07	0.00	0.00	85,857.07	0.00	85,377.07	0.00	0.00	85,377.07	0.00	32,773.94	0.00	480.00
Preparation of test questions, conduct and rating of licensure examinations	310100100002000	0.00	930,000.00	930,000.00	0.00	3,905.88	0.00	0.00	930,000.00	933,905.88	0.00	0.00	0.00	0.00	0.00	0.00	0.00	0.00	0.00	0.00	0.00	933,905.88	0.00	0.00
MOOE		0.00	930,000.00	930,000.00	0.00	3,905.88	0.00	0.00	930,000.00	933,905.88	0.00	0.00	0.00	0.00	0.00	0.00	0.00	0.00	0.00	0.00	0.00	933,905.88	0.00	0.00
PROFESSIONAL REGULATION PROGRAM		0.00	0.00	0.00	0.00	103,632.55	0.00	0.00	0.00	103,632.55	49,392.00	38,600.00	0.00	0.00	87,992.00	49,392.00	38,600.00	0.00	0.00	87,992.00	0.00	15,640.55	0.00	0.00
Administrative investigations, hearings and decisions on complaints against professionals and illegal practitioners	310200100001000	0.00	0.00	0.00	0.00	47,965.00	0.00	0.00	0.00	47,965.00	0.00	32,500.00	0.00	0.00	32,500.00	0.00	32,500.00	0.00	0.00	32,500.00	0.00	15,465.00	0.00	0.00
MOOE		0.00	0.00	0.00	0.00	47,965.00	0.00	0.00	0.00	47,965.00	0.00	32,500.00	0.00	0.00	32,500.00	0.00	32,500.00	0.00	0.00	32,500.00	0.00	15,465.00	0.00	0.00
Inspection of institutions and industrial establishments, and accreditation of professional organizations, firms and partnerships for the practice of professions, specialty societies and organizations	310200100002000	0.00	0.00	0.00	0.00	55,667.55	0.00	0.00	0.00	55,667.55	49,392.00	6,100.00	0.00	0.00	55,492.00	49,392.00	6,100.00	0.00	0.00	55,492.00	0.00	175.55	0.00	0.00
MOOE		0.00	0.00	0.00	0.00	55,667.55	0.00	0.00	0.00	55,667.55	49,392.00	6,100.00	0.00	0.00	55,492.00	49,392.00	6,100.00	0.00	0.00	55,492.00	0.00	175.55	0.00	0.00
PROFESSIONAL DATABASE MANAGEMENT PROGRAM		0.00	0.00	0.00	0.00	7,000.00	0.00	0.00	0.00	7,000.00	0.00	0.00	0.00	0.00	0.00	0.00	0.00	0.00	0.00	0.00	0.00	7,000.00	0.00	0.00
Computerization of licensure examination processes and regulation services	310300100001000	0.00	0.00	0.00	0.00	7,000.00	0.00	0.00	0.00	7,000.00	0.00	0.00	0.00	0.00	0.00	0.00	0.00	0.00	0.00	0.00	0.00	7,000.00	0.00	0.00
MOOE		0.00	0.00	0.00	0.00	7,000.00	0.00	0.00	0.00	7,000.00	0.00	0.00	0.00	0.00	0.00	0.00	0.00	0.00	0.00	0.00	0.00	7,000.00	0.00	0.00

Department : Department of Labor and Employment (DOLE)  
 Agency/Entity : Professional Regulation Commission  
 Operating Unit : Regional Office - XII  
 Organization Code (UACS) : 16 008 0300012  
 Fund Cluster : 01 - Regular Agency Fund


	Current Year Appropriations
	Supplemental Appropriations
X	Continuing Appropriations


(e.g. UACS Fund Cluster: 01-Regular Agency Fund, 02-Foreign Assisted Projects Fund, 03-Special Account-Locally Funded/Domestic Grants Fund, and 04-Special Account-Foreign Assisted/Foreign Grants Fund)

Particulars	UACS CODE	Appropriations			Allotments						Current Year Obligations					Current Year Disbursements					Balances			
		Authorized Appropriations	Adjustments (Transfer To/From, Modifications/ Augmentations)	Adjusted Appropriations	Allotments		Adjustments (Reductions, Modifications/ Augmentations)	Transfer To	Transfer From	Adjusted Allotments	1st Quarter Ending March 31	2nd Quarter Ending June 30	3rd Quarter Ending September 30	4th Quarter Ending December 31	Total	1st Quarter Ending March 31	2nd Quarter Ending June 30	3rd Quarter Ending September 30	4th Quarter Ending December 31	Total	Unused Funds		Unpaid Obligations (16-21)=(24+25)	
					SARO	Unobligated															11=[6+7+(-)8]-9+10]	12	13	14
Sub-Total, Operations		0.00	930,000.00	930,000.00	0.00	233,169.44	0.00	0.00	930,000.00	1,163,169.44	49,872.00	123,977.07	0.00	0.00	173,849.07	49,392.00	123,977.07	0.00	0.00	173,369.07	0.00	989,320.37	0.00	480.00
PS		0.00	0.00	0.00	0.00	0.00	0.00	0.00	0.00	0.00	0.00	0.00	0.00	0.00	0.00	0.00	0.00	0.00	0.00	0.00	0.00	0.00	0.00	0.00
MOOE		0.00	930,000.00	930,000.00	0.00	233,169.44	0.00	0.00	930,000.00	1,163,169.44	49,872.00	123,977.07	0.00	0.00	173,849.07	49,392.00	123,977.07	0.00	0.00	173,369.07	0.00	989,320.37	0.00	480.00
FinEx (if Applicable)		0.00	0.00	0.00	0.00	0.00	0.00	0.00	0.00	0.00	0.00	0.00	0.00	0.00	0.00	0.00	0.00	0.00	0.00	0.00	0.00	0.00	0.00	0.00
CO		0.00	0.00	0.00	0.00	0.00	0.00	0.00	0.00	0.00	0.00	0.00	0.00	0.00	0.00	0.00	0.00	0.00	0.00	0.00	0.00	0.00	0.00	0.00
<b>Sub-Total, I. Agency Specific Budget</b>		<b>0.00</b>	<b>930,000.00</b>	<b>930,000.00</b>	<b>0.00</b>	<b>569,260.08</b>	<b>0.00</b>	<b>0.00</b>	<b>930,000.00</b>	<b>1,499,260.08</b>	<b>147,323.33</b>	<b>136,525.84</b>	<b>0.00</b>	<b>0.00</b>	<b>283,849.17</b>	<b>146,843.33</b>	<b>136,525.84</b>	<b>0.00</b>	<b>0.00</b>	<b>283,369.17</b>	<b>0.00</b>	<b>1,215,410.91</b>	<b>0.00</b>	<b>480.00</b>
PS		0.00	0.00	0.00	0.00	0.00	0.00	0.00	0.00	0.00	0.00	0.00	0.00	0.00	0.00	0.00	0.00	0.00	0.00	0.00	0.00	0.00	0.00	0.00
MOOE		0.00	930,000.00	930,000.00	0.00	569,260.08	0.00	0.00	930,000.00	1,499,260.08	147,323.33	136,525.84	0.00	0.00	283,849.17	146,843.33	136,525.84	0.00	0.00	283,369.17	0.00	1,215,410.91	0.00	480.00
FinEx (if Applicable)		0.00	0.00	0.00	0.00	0.00	0.00	0.00	0.00	0.00	0.00	0.00	0.00	0.00	0.00	0.00	0.00	0.00	0.00	0.00	0.00	0.00	0.00	0.00
CO		0.00	0.00	0.00	0.00	0.00	0.00	0.00	0.00	0.00	0.00	0.00	0.00	0.00	0.00	0.00	0.00	0.00	0.00	0.00	0.00	0.00	0.00	0.00
<b>GRAND TOTAL</b>		<b>0.00</b>	<b>930,000.00</b>	<b>930,000.00</b>	<b>0.00</b>	<b>569,260.08</b>	<b>0.00</b>	<b>0.00</b>	<b>930,000.00</b>	<b>1,499,260.08</b>	<b>147,323.33</b>	<b>136,525.84</b>	<b>0.00</b>	<b>0.00</b>	<b>283,849.17</b>	<b>146,843.33</b>	<b>136,525.84</b>	<b>0.00</b>	<b>0.00</b>	<b>283,369.17</b>	<b>0.00</b>	<b>1,215,410.91</b>	<b>0.00</b>	<b>480.00</b>
PS		0.00	0.00	0.00	0.00	0.00	0.00	0.00	0.00	0.00	0.00	0.00	0.00	0.00	0.00	0.00	0.00	0.00	0.00	0.00	0.00	0.00	0.00	0.00
MOOE		0.00	930,000.00	930,000.00	0.00	569,260.08	0.00	0.00	930,000.00	1,499,260.08	147,323.33	136,525.84	0.00	0.00	283,849.17	146,843.33	136,525.84	0.00	0.00	283,369.17	0.00	1,215,410.91	0.00	480.00
FinEx (if Applicable)		0.00	0.00	0.00	0.00	0.00	0.00	0.00	0.00	0.00	0.00	0.00	0.00	0.00	0.00	0.00	0.00	0.00	0.00	0.00	0.00	0.00	0.00	0.00
CO		0.00	0.00	0.00	0.00	0.00	0.00	0.00	0.00	0.00	0.00	0.00	0.00	0.00	0.00	0.00	0.00	0.00	0.00	0.00	0.00	0.00	0.00	0.00


**Recapitulation by OO:**

Unobligated Allotment		0.00	0.00	0.00	0.00	233,169.44	0.00	0.00	930,000.00	1,163,169.44	49,872.00	123,977.07	0.00	0.00	173,849.07	49,392.00	123,977.07	0.00	0.00	173,369.07	0.00	989,320.37	0.00	480.00
PROFESSIONAL LICENSURE PROGRAM		0.00	0.00	0.00	0.00	122,536.89	0.00	0.00	930,000.00	1,052,536.89	480.00	85,377.07	0.00	0.00	85,857.07	0.00	85,377.07	0.00	0.00	85,377.07	0.00	966,679.82	0.00	480.00
PROFESSIONAL REGULATION PROGRAM		0.00	0.00	0.00	0.00	103,632.55	0.00	0.00	0.00	103,632.55	49,392.00	38,600.00	0.00	0.00	87,992.00	49,392.00	38,600.00	0.00	0.00	87,992.00	0.00	15,640.55	0.00	0.00
PROFESSIONAL DATABASE MANAGEMENT PROGRAM		0.00	0.00	0.00	0.00	7,000.00	0.00	0.00	0.00	7,000.00	0.00	0.00	0.00	0.00	0.00	0.00	0.00	0.00	0.00	0.00	7,000.00	0.00	0.00	

Certified Correct:   
 EDELLE LYNNE L. SANTILLANA  
 Budget Officer  
 Date: July 30, 2025 03:00 PM

Certified Correct:   
 MARC DANIELLE V. ESCOTO  
 Regional Accountant  
 Date: July 30, 2025 03:00 PM

Recommending Approval By:   
 LOURDES CELESTE H. SERRANO  
 Chief Administrative Officer  
 Date: July 30, 2025 03:29 PM

Approved By:   
 ROTELO B. CABUGSA  
 Regional Director  
 Date: July 30, 2025 03:34 PM