

MONTHLY REPORT OF DISBURSEMENTS
For the month of August 2022


Department: Department of Labor and Employment (DOLE)
 Agency/Entity: Professional Regulation Commission
 Operating Unit: Regional Office - XI
 Organization Code (UACS): 16 008 0300011
 Fund Cluster: 01 Regular Agency Fund


Particulars	Current Year Budget					Prior Year's Budget											Trust Liabilities				Grand Total					Remarks		
	PS	MOOE	FinEx	CO	TOTAL	Prior Year's Accounts Payable					Current Year's Accounts Payable					TOTAL	SUB-TOTAL	PS	MOOE	CO	TOTAL	PS	MOOE	FinEx	CO		TOTAL	
						PS	MOOE	FinEx	CO	Sub-Total	PS	MOOE	FinEx	CO	Sub-Total													PS
1	2	3	4	5	6=(2+3+4+5)	7	8	9	10	11=(7+8+9+10)	12	13	14	15	16=(12+13+14+15)	17=(11+16)	18=(6+17)	19	20	21	22=(19+20+21)	23	24	25	26	27=(23+24+25+26)	28	
CASH DISBURSEMENTS	1,154,757.36	706,330.64	0.00	0.00	1,861,088.00	0.00	0.00	0.00	0.00	0.00	0.00	552,889.78	0.00	0.00	552,889.78	552,889.78	2,413,977.78	0.00	0.00	0.00	0.00	1,154,757.36	1,259,220.42	0.00	0.00	2,413,977.78		
Notice of Cash Allocation (NCA)	1,154,757.36	639,510.44	0.00	0.00	1,794,267.80	0.00	0.00	0.00	0.00	0.00	0.00	325,289.78	0.00	0.00	325,289.78	325,289.78	2,119,557.58	0.00	0.00	0.00	0.00	1,154,757.36	964,800.22	0.00	0.00	2,119,557.58		
MDS Checks Issued	0.00	532,797.29	0.00	0.00	532,797.29	0.00	0.00	0.00	0.00	0.00	0.00	1,220.00	0.00	0.00	1,220.00	1,220.00	534,017.29	0.00	0.00	0.00	0.00	0.00	534,017.29	0.00	0.00	534,017.29		
Advice to Debit Account	1,154,757.36	106,713.15	0.00	0.00	1,261,470.51	0.00	0.00	0.00	0.00	0.00	0.00	324,069.78	0.00	0.00	324,069.78	324,069.78	1,585,540.29	0.00	0.00	0.00	0.00	1,154,757.36	430,782.93	0.00	0.00	1,585,540.29		
Notice of Transfer Allocations (NTA)	0.00	66,820.20	0.00	0.00	66,820.20	0.00	0.00	0.00	0.00	0.00	0.00	227,600.00	0.00	0.00	227,600.00	227,600.00	294,420.20	0.00	0.00	0.00	0.00	0.00	294,420.20	0.00	0.00	294,420.20		
MDS Checks Issued	0.00	0.00	0.00	0.00	0.00	0.00	0.00	0.00	0.00	0.00	0.00	0.00	0.00	0.00	0.00	0.00	0.00	0.00	0.00	0.00	0.00	0.00	0.00	0.00	0.00	0.00	0.00	
Advice to Debit Account	0.00	66,820.20	0.00	0.00	66,820.20	0.00	0.00	0.00	0.00	0.00	0.00	227,600.00	0.00	0.00	227,600.00	227,600.00	294,420.20	0.00	0.00	0.00	0.00	0.00	294,420.20	0.00	0.00	294,420.20		
Working Fund for FAPs	0.00	0.00	0.00	0.00	0.00	0.00	0.00	0.00	0.00	0.00	0.00	0.00	0.00	0.00	0.00	0.00	0.00	0.00	0.00	0.00	0.00	0.00	0.00	0.00	0.00	0.00	0.00	
Cash Disbursement Ceiling (CDC)	0.00	0.00	0.00	0.00	0.00	0.00	0.00	0.00	0.00	0.00	0.00	0.00	0.00	0.00	0.00	0.00	0.00	0.00	0.00	0.00	0.00	0.00	0.00	0.00	0.00	0.00	0.00	
TOTAL CASH DISBURSEMENTS	1,154,757.36	706,330.64	0.00	0.00	1,861,088.00	0.00	0.00	0.00	0.00	0.00	0.00	552,889.78	0.00	0.00	552,889.78	552,889.78	2,413,977.78	0.00	0.00	0.00	0.00	1,154,757.36	1,259,220.42	0.00	0.00	2,413,977.78		
NON-CASH DISBURSEMENTS	172,800.81	16,594.64	0.00	0.00	189,395.45	0.00	0.00	0.00	0.00	0.00	0.00	7,098.22	0.00	0.00	7,098.22	7,098.22	196,493.67	0.00	0.00	0.00	0.00	172,800.81	23,692.86	0.00	0.00	196,493.67		
Tax Remittance Advices Issued (TRA)	172,800.81	16,594.64	0.00	0.00	189,395.45	0.00	0.00	0.00	0.00	0.00	0.00	7,098.22	0.00	0.00	7,098.22	7,098.22	196,493.67	0.00	0.00	0.00	0.00	172,800.81	23,692.86	0.00	0.00	196,493.67		
Non-Cash Availment Authority (NCAA)	0.00	0.00	0.00	0.00	0.00	0.00	0.00	0.00	0.00	0.00	0.00	0.00	0.00	0.00	0.00	0.00	0.00	0.00	0.00	0.00	0.00	0.00	0.00	0.00	0.00	0.00	0.00	
Disbursements effected through outright deductions from claims (please specify...)	0.00	0.00	0.00	0.00	0.00	0.00	0.00	0.00	0.00	0.00	0.00	0.00	0.00	0.00	0.00	0.00	0.00	0.00	0.00	0.00	0.00	0.00	0.00	0.00	0.00	0.00	0.00	
Overpayment of expenses(e.g. personnel benefits)	0.00	0.00	0.00	0.00	0.00	0.00	0.00	0.00	0.00	0.00	0.00	0.00	0.00	0.00	0.00	0.00	0.00	0.00	0.00	0.00	0.00	0.00	0.00	0.00	0.00	0.00	0.00	
Restitution for loss of government property	0.00	0.00	0.00	0.00	0.00	0.00	0.00	0.00	0.00	0.00	0.00	0.00	0.00	0.00	0.00	0.00	0.00	0.00	0.00	0.00	0.00	0.00	0.00	0.00	0.00	0.00	0.00	
Liquidated damages and similar claims	0.00	0.00	0.00	0.00	0.00	0.00	0.00	0.00	0.00	0.00	0.00	0.00	0.00	0.00	0.00	0.00	0.00	0.00	0.00	0.00	0.00	0.00	0.00	0.00	0.00	0.00	0.00	
Others(TEF, BTR-Documentary Stamp Tax, etc.)	0.00	0.00	0.00	0.00	0.00	0.00	0.00	0.00	0.00	0.00	0.00	0.00	0.00	0.00	0.00	0.00	0.00	0.00	0.00	0.00	0.00	0.00	0.00	0.00	0.00	0.00	0.00	
TOTAL NON-CASH DISBURSEMENTS	172,800.81	16,594.64	0.00	0.00	189,395.45	0.00	0.00	0.00	0.00	0.00	0.00	7,098.22	0.00	0.00	7,098.22	7,098.22	196,493.67	0.00	0.00	0.00	0.00	172,800.81	23,692.86	0.00	0.00	196,493.67		
GRAND TOTAL	1,327,558.17	722,925.28	0.00	0.00	2,050,483.45	0.00	0.00	0.00	0.00	0.00	0.00	559,988.00	0.00	0.00	559,988.00	559,988.00	2,610,471.45	0.00	0.00	0.00	0.00	1,327,558.17	1,282,913.28	0.00	0.00	2,610,471.45		


SUMMARY

Particulars	Previous Report	This Month	As at Date
(1)	(2)	(3)	(4)
Total Disbursement Authorities Received	49,195,190.20	3,681,493.67	52,876,683.87
NCA	38,035,000.00	2,129,000.00	40,164,000.00
NTA	9,000,000.00	1,356,000.00	10,356,000.00
Working Fund	0.00	0.00	0.00
TRA	2,160,190.20	196,493.67	2,356,683.87
CDC	0.00	0.00	0.00
NCAA	0.00	0.00	0.00
Less: Notice of Transfer of Allocations (NTA)* issued	0.00	0.00	0.00
Total Disbursement Authorities Available	49,195,190.20	3,681,493.67	52,876,683.87
Less:	0.00	0.00	0.00
Lapsed NCA	5,604,762.40	0.00	5,604,762.40
Disbursements	43,521,599.99	2,610,471.45	46,132,071.44
Less: Other Non-Cash Disbursements	0.00	0.00	0.00
Disbursements effected through outright deductions from claims	0.00	0.00	0.00
Overpayment of expenses(e.g. personnel benefits)	0.00	0.00	0.00
Restitution for loss of government property	0.00	0.00	0.00
Liquidated damages and similar claims	0.00	0.00	0.00
Others (e.g. TEF, BTR, Docs Stamp, etc.)	0.00	0.00	0.00
Add/Less: Adjustments (e.g. cancelled/staled checks)	0.00	0.00	0.00
Balance of Disbursement Authorities as at date	68,827.81	1,071,022.22	1,139,850.03
Total Disbursements Program	45,430,000.00	3,462,000.00	48,892,000.00
Less: *Actual Disbursements	43,521,599.99	2,610,471.45	46,132,071.44
(Over)/Under spending	1,908,400.01	851,528.55	2,759,928.56

Notes: * The use of NTA is discouraged
 Notes: ** Amounts should tally with the grand total disbursement (column 27).

Certified Correct:

 DIOSCORO P. MAHINAY
 Accountant III
 Date: 2022-09-05 18:21:32

Recommending Approval:

 TERESITA MATA-MARANON
 Chief, Finance and Administrative Division
 Date: 2022-09-06 14:28:41

Approved By:

 RAQUEL R. ABRANTES
 Regional Director
 Date: 2022-09-06 17:17:13