

MONTHLY REPORT OF DISBURSEMENTS
For the month of November 2025

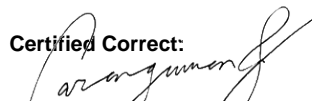
Department : Department of Labor and Employment (DOLE)
 Agency/Entity : Professional Regulation Commission
 Operating Unit : Regional Office - II
 Organization Code (UACS) : 16 008 0300002
 Fund Cluster : 01 - Regular Agency Fund
 (e.g. UACS Fund Cluster: 01-Regular Agency Fund, 02-Foreign Assisted Projects Fund, 03-Special Account-Locally Funded/Domestic Grants Fund, etc.)


Particulars	Current Year Budget					Prior Year's Budget											SUB-TOTAL	Trust Liabilities				Grand Total					Remarks	
	PS	MOOE	FinEx	CO	TOTAL	Prior Year's Accounts Payable					Current Year's Accounts Payable					TOTAL		PS	MOOE	CO	TOTAL	PS	MOOE	FinEx	CO	TOTAL		
						PS	MOOE	FinEx	CO	Sub-Total	PS	MOOE	FinEx	CO	Sub-Total													17=(11+16)
1	2	3	4	5	6=(2+3+4+5)	7	8	9	10	11=(7+8+9+10)	12	13	14	15	16=	17=(11+16)	18=(6+17)	19	20	21	22=(19+20+21)	23	24	25	26	27=(23+24+25+26)	28	
CASH DISBURSEMENTS	3,541,934.86	2,295,561.55	0.00	0.00	5,837,496.41	0.00	0.00	0.00	0.00	0.00	0.00	0.00	0.00	0.00	0.00	0.00	5,837,496.41	0.00	0.00	0.00	0.00	3,541,934.86	2,295,561.55	0.00	0.00	5,837,496.41		
Notice of Cash Allocation (NCA)	3,541,934.86	2,295,561.55	0.00	0.00	5,837,496.41	0.00	0.00	0.00	0.00	0.00	0.00	0.00	0.00	0.00	0.00	0.00	5,837,496.41	0.00	0.00	0.00	0.00	3,541,934.86	2,295,561.55	0.00	0.00	5,837,496.41		
MDS Checks Issued	0.00	2,693.44	0.00	0.00	2,693.44	0.00	0.00	0.00	0.00	0.00	0.00	0.00	0.00	0.00	0.00	0.00	2,693.44	0.00	0.00	0.00	0.00	0.00	2,693.44	0.00	0.00	2,693.44		
Advice to Debit Account	3,541,934.86	2,292,868.11	0.00	0.00	5,834,802.97	0.00	0.00	0.00	0.00	0.00	0.00	0.00	0.00	0.00	0.00	0.00	5,834,802.97	0.00	0.00	0.00	0.00	3,541,934.86	2,292,868.11	0.00	0.00	5,834,802.97		
Notice of Transfer Allocations (NTA)	0.00	0.00	0.00	0.00	0.00	0.00	0.00	0.00	0.00	0.00	0.00	0.00	0.00	0.00	0.00	0.00	0.00	0.00	0.00	0.00	0.00	0.00	0.00	0.00	0.00	0.00	0.00	
MDS Checks Issued	0.00	0.00	0.00	0.00	0.00	0.00	0.00	0.00	0.00	0.00	0.00	0.00	0.00	0.00	0.00	0.00	0.00	0.00	0.00	0.00	0.00	0.00	0.00	0.00	0.00	0.00	0.00	
Advice to Debit Account	0.00	0.00	0.00	0.00	0.00	0.00	0.00	0.00	0.00	0.00	0.00	0.00	0.00	0.00	0.00	0.00	0.00	0.00	0.00	0.00	0.00	0.00	0.00	0.00	0.00	0.00	0.00	
Working Fund for FAPs	0.00	0.00	0.00	0.00	0.00	0.00	0.00	0.00	0.00	0.00	0.00	0.00	0.00	0.00	0.00	0.00	0.00	0.00	0.00	0.00	0.00	0.00	0.00	0.00	0.00	0.00	0.00	
Cash Disbursement Ceiling (CDC)	0.00	0.00	0.00	0.00	0.00	0.00	0.00	0.00	0.00	0.00	0.00	0.00	0.00	0.00	0.00	0.00	0.00	0.00	0.00	0.00	0.00	0.00	0.00	0.00	0.00	0.00	0.00	
TOTAL CASH DISBURSEMENTS	3,541,934.86	2,295,561.55	0.00	0.00	5,837,496.41	0.00	0.00	0.00	0.00	0.00	0.00	0.00	0.00	0.00	0.00	0.00	5,837,496.41	0.00	0.00	0.00	0.00	3,541,934.86	2,295,561.55	0.00	0.00	5,837,496.41		
NON-CASH DISBURSEMENTS	402,605.43	423.00	0.00	0.00	403,028.43	0.00	0.00	0.00	0.00	0.00	0.00	0.00	0.00	0.00	0.00	0.00	403,028.43	0.00	0.00	0.00	0.00	402,605.43	423.00	0.00	0.00	403,028.43		
Tax Remittance Advices Issued (TRA)	402,605.43	423.00	0.00	0.00	403,028.43	0.00	0.00	0.00	0.00	0.00	0.00	0.00	0.00	0.00	0.00	0.00	403,028.43	0.00	0.00	0.00	0.00	402,605.43	423.00	0.00	0.00	403,028.43		
Non-Cash Availment Authority (NCAA)	0.00	0.00	0.00	0.00	0.00	0.00	0.00	0.00	0.00	0.00	0.00	0.00	0.00	0.00	0.00	0.00	0.00	0.00	0.00	0.00	0.00	0.00	0.00	0.00	0.00	0.00	0.00	
Disbursements effected through outright deductions from claims (please specify...)	0.00	0.00	0.00	0.00	0.00	0.00	0.00	0.00	0.00	0.00	0.00	0.00	0.00	0.00	0.00	0.00	0.00	0.00	0.00	0.00	0.00	0.00	0.00	0.00	0.00	0.00	0.00	
Overpayment of expenses(e.g. personnel benefits)	0.00	0.00	0.00	0.00	0.00	0.00	0.00	0.00	0.00	0.00	0.00	0.00	0.00	0.00	0.00	0.00	0.00	0.00	0.00	0.00	0.00	0.00	0.00	0.00	0.00	0.00	0.00	
Restitution for loss of government property	0.00	0.00	0.00	0.00	0.00	0.00	0.00	0.00	0.00	0.00	0.00	0.00	0.00	0.00	0.00	0.00	0.00	0.00	0.00	0.00	0.00	0.00	0.00	0.00	0.00	0.00	0.00	
Liquidated damages and similar claims	0.00	0.00	0.00	0.00	0.00	0.00	0.00	0.00	0.00	0.00	0.00	0.00	0.00	0.00	0.00	0.00	0.00	0.00	0.00	0.00	0.00	0.00	0.00	0.00	0.00	0.00	0.00	
Others(TEF, BTr-Documentary Stamp Tax, etc.)	0.00	0.00	0.00	0.00	0.00	0.00	0.00	0.00	0.00	0.00	0.00	0.00	0.00	0.00	0.00	0.00	0.00	0.00	0.00	0.00	0.00	0.00	0.00	0.00	0.00	0.00	0.00	
TOTAL NON-CASH DISBURSEMENTS	402,605.43	423.00	0.00	0.00	403,028.43	0.00	0.00	0.00	0.00	0.00	0.00	0.00	0.00	0.00	0.00	0.00	403,028.43	0.00	0.00	0.00	0.00	402,605.43	423.00	0.00	0.00	403,028.43		
GRAND TOTAL	3,944,540.29	2,295,984.55	0.00	0.00	6,240,524.84	0.00	0.00	0.00	0.00	0.00	0.00	0.00	0.00	0.00	0.00	0.00	6,240,524.84	0.00	0.00	0.00	0.00	3,944,540.29	2,295,984.55	0.00	0.00	6,240,524.84		


SUMMARY

Particulars	Previous Report	This Month	As at Date
(1)	(2)	(3)	(4)
Total Disbursement Authorities Received	49,160,904.68	8,842,069.83	58,002,974.51
NCA	37,191,000.00	5,039,000.00	42,230,000.00
NTA	9,847,558.25	3,400,041.40	13,247,599.65
Working Fund	0.00	0.00	0.00
TRA	2,122,346.43	403,028.43	2,525,374.86
CDC	0.00	0.00	0.00
NCAA	0.00	0.00	0.00
Less: Notice of Transfer of Allocations (NTA)* issued	0.00	0.00	0.00
Total Disbursement Authorities Available	49,160,904.68	8,842,069.83	58,002,974.51
Less:	0.00	0.00	0.00
Lapsed NCA	820.34	0.00	820.34
Disbursements	48,940,709.25	6,240,524.84	55,181,234.09
Less: Other Non-Cash Disbursements	0.00	0.00	0.00
Disbursements effected through outright deductions from claims	0.00	0.00	0.00
Overpayment of expenses(e.g. personnel benefits)	0.00	0.00	0.00
Restitution for loss of government property	0.00	0.00	0.00
Liquidated damages and similar claims	0.00	0.00	0.00
Others (e.g. TEF, BTr, Docs Stamp, etc.)	0.00	0.00	0.00
Add/Less: Adjustments (e.g. cancelled/staled checks)	0.00	0.00	0.00
Balance of Disbursement Authorities as at date	219,375.09	2,601,544.99	2,820,920.08
Total Disbursements Program	39,135,000.00	4,815,000.00	43,950,000.00
Less: *Actual Disbursements	48,940,709.25	6,240,524.84	55,181,234.09
(Over)/Under spending	(9,805,709.25)	(1,425,524.84)	(11,231,234.09)

Notes: * The use of NTA is discouraged
 Notes: ** Amounts should tally with the grand total disbursement (column 27).

Certified Correct:

 IVAN MARK B. CARANGUIAN
 REGIONAL ACCOUNTANT
 Date: December 10, 2025 07:42 PM

Recommending Approval:

 KATLYN C. MANGUPAG
 OIC - CHIEF ADMINISTRATIVE OFFICER
 Date: December 10, 2025 07:43 PM

Approved By:

 JUAN G. ALILAM JR.
 OIC - REGIONAL DIRECTOR
 Date: December 10, 2025 07:43 PM