

STATEMENT OF APPROPRIATIONS, ALLOTMENTS, OBLIGATIONS, DISBURSEMENTS AND BALANCES

As at the Quarter Ending June 30, 2025

Department : Department of Labor and Employment (DOLE)
 Agency/Entity : Professional Regulation Commission
 Operating Unit : Regional Office - VII
 Organization Code (UACS) : 16 008 0300007
 Fund Cluster : 01 - Regular Agency Fund

	Current Year Appropriations
	Supplemental Appropriations
X	Continuing Appropriations

(e.g. UACS Fund Cluster: 01-Regular Agency Fund, 02-Foreign Assisted Projects Fund, 03-Special Account-Locally Funded/Domestic Grants Fund, and 04-Special Account-Foreign Assisted/Foreign Grants Fund)

Particulars	UACS CODE	Appropriations			Allotments						Current Year Obligations					Current Year Disbursements					Balances			
		Authorized Appropriations	Adjustments (Transfer To/From, Modifications/ Augmentations)	Adjusted Appropriations	Allotments		Adjustments (Reductions, Modifications/ Augmentations)	Transfer To	Transfer From	Adjusted Allotments	1st Quarter Ending March 31	2nd Quarter Ending June 30	3rd Quarter Ending September 30	4th Quarter Ending December 31	Total	1st Quarter Ending March 31	2nd Quarter Ending June 30	3rd Quarter Ending September 30	4th Quarter Ending December 31	Total	Unused Funds		Unpaid Obligations (16-21)=(24+25)	
					SARO	Unobligated															Unreleased Appropriations	Unobligated Allotments	Due and Demandable	Not Yet Due and Demandable
1	2	3	4	5=(3+4)	6	7	8	9	10	11=((6+7+(-)8)-9+10)	12	13	14	15	16=(12+13+14+15)	17	18	19	20	21=(17+18+19+20)	22=(5-11)	23=(11-16)	24	25
Unobligated Allotment		0.00	1,066,000.00	1,066,000.00	0.00	727,674.55	0.00	0.00	1,066,000.00	1,793,674.55	215,265.97	505,993.85	0.00	0.00	721,259.82	215,265.97	505,993.85	0.00	0.00	721,259.82	0.00	1,072,414.73	0.00	0.00
I. Agency Specific Budget		0.00	1,066,000.00	1,066,000.00	0.00	727,674.55	0.00	0.00	1,066,000.00	1,793,674.55	215,265.97	505,993.85	0.00	0.00	721,259.82	215,265.97	505,993.85	0.00	0.00	721,259.82	0.00	1,072,414.73	0.00	0.00
General Administration and Support	1000000000000000	0.00	0.00	0.00	0.00	465,574.39	0.00	0.00	0.00	465,574.39	120,459.66	338,700.00	0.00	0.00	459,159.66	120,459.66	338,700.00	0.00	0.00	459,159.66	0.00	6,414.73	0.00	0.00
General Management and Supervision	100000100001000	0.00	0.00	0.00	0.00	465,574.39	0.00	0.00	0.00	465,574.39	120,459.66	338,700.00	0.00	0.00	459,159.66	120,459.66	338,700.00	0.00	0.00	459,159.66	0.00	6,414.73	0.00	0.00
MOOE		0.00	0.00	0.00	0.00	465,574.39	0.00	0.00	0.00	465,574.39	120,459.66	338,700.00	0.00	0.00	459,159.66	120,459.66	338,700.00	0.00	0.00	459,159.66	0.00	6,414.73	0.00	0.00
Sub-Total, General Administration and Support		0.00	0.00	0.00	0.00	465,574.39	0.00	0.00	0.00	465,574.39	120,459.66	338,700.00	0.00	0.00	459,159.66	120,459.66	338,700.00	0.00	0.00	459,159.66	0.00	6,414.73	0.00	0.00
PS		0.00	0.00	0.00	0.00	0.00	0.00	0.00	0.00	0.00	0.00	0.00	0.00	0.00	0.00	0.00	0.00	0.00	0.00	0.00	0.00	0.00	0.00	0.00
MOOE		0.00	0.00	0.00	0.00	465,574.39	0.00	0.00	0.00	465,574.39	120,459.66	338,700.00	0.00	0.00	459,159.66	120,459.66	338,700.00	0.00	0.00	459,159.66	0.00	6,414.73	0.00	0.00
FinEx (if Applicable)		0.00	0.00	0.00	0.00	0.00	0.00	0.00	0.00	0.00	0.00	0.00	0.00	0.00	0.00	0.00	0.00	0.00	0.00	0.00	0.00	0.00	0.00	0.00
CO		0.00	0.00	0.00	0.00	0.00	0.00	0.00	0.00	0.00	0.00	0.00	0.00	0.00	0.00	0.00	0.00	0.00	0.00	0.00	0.00	0.00	0.00	0.00
Operations	3000000000000000	0.00	1,066,000.00	1,066,000.00	0.00	262,100.16	0.00	0.00	1,066,000.00	1,328,100.16	94,806.31	167,293.85	0.00	0.00	262,100.16	94,806.31	167,293.85	0.00	0.00	262,100.16	0.00	1,066,000.00	0.00	0.00
OO : Highly ethical, globally competitive, and recognized Filipino professionals ensured		0.00	1,066,000.00	1,066,000.00	0.00	262,100.16	0.00	0.00	1,066,000.00	1,328,100.16	94,806.31	167,293.85	0.00	0.00	262,100.16	94,806.31	167,293.85	0.00	0.00	262,100.16	0.00	1,066,000.00	0.00	0.00
PROFESSIONAL LICENSURE PROGRAM		0.00	0.00	0.00	0.00	150,761.67	0.00	0.00	0.00	150,761.67	94,806.31	55,955.36	0.00	0.00	150,761.67	94,806.31	55,955.36	0.00	0.00	150,761.67	0.00	0.00	0.00	0.00
Processing of applications for licensure examinations	310100100001000	0.00	0.00	0.00	0.00	150,761.67	0.00	0.00	0.00	150,761.67	94,806.31	55,955.36	0.00	0.00	150,761.67	94,806.31	55,955.36	0.00	0.00	150,761.67	0.00	0.00	0.00	0.00
MOOE		0.00	0.00	0.00	0.00	150,761.67	0.00	0.00	0.00	150,761.67	94,806.31	55,955.36	0.00	0.00	150,761.67	94,806.31	55,955.36	0.00	0.00	150,761.67	0.00	0.00	0.00	0.00
PROFESSIONAL REGULATION PROGRAM		0.00	0.00	0.00	0.00	88,575.46	0.00	0.00	0.00	88,575.46	0.00	88,575.46	0.00	0.00	88,575.46	0.00	88,575.46	0.00	0.00	88,575.46	0.00	0.00	0.00	0.00
Inspection of institutions and industrial establishments, and accreditation of professional organizations, firms and partnerships for the practice of professions, specialty societies and organizations	310200100002000	0.00	0.00	0.00	0.00	11,082.10	0.00	0.00	0.00	11,082.10	0.00	11,082.10	0.00	0.00	11,082.10	0.00	11,082.10	0.00	0.00	11,082.10	0.00	0.00	0.00	0.00
MOOE		0.00	0.00	0.00	0.00	11,082.10	0.00	0.00	0.00	11,082.10	0.00	11,082.10	0.00	0.00	11,082.10	0.00	11,082.10	0.00	0.00	11,082.10	0.00	0.00	0.00	0.00
Renewal of professional identification cards	310200100004000	0.00	0.00	0.00	0.00	77,493.36	0.00	0.00	0.00	77,493.36	0.00	77,493.36	0.00	0.00	77,493.36	0.00	77,493.36	0.00	0.00	77,493.36	0.00	0.00	0.00	0.00
MOOE		0.00	0.00	0.00	0.00	77,493.36	0.00	0.00	0.00	77,493.36	0.00	77,493.36	0.00	0.00	77,493.36	0.00	77,493.36	0.00	0.00	77,493.36	0.00	0.00	0.00	0.00
PROFESSIONAL DATABASE MANAGEMENT PROGRAM		0.00	1,066,000.00	1,066,000.00	0.00	22,763.03	0.00	0.00	1,066,000.00	1,088,763.03	0.00	22,763.03	0.00	0.00	22,763.03	0.00	22,763.03	0.00	0.00	22,763.03	0.00	1,066,000.00	0.00	0.00
Computerization of licensure examination processes and regulation services	310300100001000	0.00	1,066,000.00	1,066,000.00	0.00	22,763.03	0.00	0.00	1,066,000.00	1,088,763.03	0.00	22,763.03	0.00	0.00	22,763.03	0.00	22,763.03	0.00	0.00	22,763.03	0.00	1,066,000.00	0.00	0.00
MOOE		0.00	1,066,000.00	1,066,000.00	0.00	22,763.03	0.00	0.00	1,066,000.00	1,088,763.03	0.00	22,763.03	0.00	0.00	22,763.03	0.00	22,763.03	0.00	0.00	22,763.03	0.00	1,066,000.00	0.00	0.00

Department : Department of Labor and Employment (DOLE)
 Agency/Entity : Professional Regulation Commission
 Operating Unit : Regional Office - VII
 Organization Code (UACS) : 16 008 0300007
 Fund Cluster : 01 - Regular Agency Fund


	Current Year Appropriations
	Supplemental Appropriations
X	Continuing Appropriations


(e.g. UACS Fund Cluster: 01-Regular Agency Fund, 02-Foreign Assisted Projects Fund, 03-Special Account-Locally Funded/Domestic Grants Fund, and 04-Special Account-Foreign Assisted/Foreign Grants Fund)

Particulars	UACS CODE	Appropriations			Allotments						Current Year Obligations					Current Year Disbursements					Balances			
		Authorized Appropriations	Adjustments (Transfer To/From, Modifications/ Augmentations)	Adjusted Appropriations	Allotments		Adjustments (Reductions, Modifications/ Augmentations)	Transfer To	Transfer From	Adjusted Allotments	1st Quarter Ending March 31	2nd Quarter Ending June 30	3rd Quarter Ending September 30	4th Quarter Ending December 31	Total	1st Quarter Ending March 31	2nd Quarter Ending June 30	3rd Quarter Ending September 30	4th Quarter Ending December 31	Total	Unused Funds		Unpaid Obligations (16-21)=(24+25)	
					SARO	Unobligated															Unreleased Appropriations	Unobligated Allotments	Due and Demandable	Not Yet Due and Demandable
1	2	3	4	5=(3+4)	6	7	8	9	10	11=[(6+7+(-)8)-9+10]	12	13	14	15	16=(12+13+14+15)	17	18	19	20	21=(17+18+19+20)	22=(5-11)	23=(11-16)	24	25
Sub-Total, Operations		0.00	1,066,000.00	1,066,000.00	0.00	262,100.16	0.00	0.00	1,066,000.00	1,328,100.16	94,806.31	167,293.85	0.00	0.00	262,100.16	94,806.31	167,293.85	0.00	0.00	262,100.16	0.00	1,066,000.00	0.00	0.00
PS		0.00	0.00	0.00	0.00	0.00	0.00	0.00	0.00	0.00	0.00	0.00	0.00	0.00	0.00	0.00	0.00	0.00	0.00	0.00	0.00	0.00	0.00	0.00
MOOE		0.00	1,066,000.00	1,066,000.00	0.00	262,100.16	0.00	0.00	1,066,000.00	1,328,100.16	94,806.31	167,293.85	0.00	0.00	262,100.16	94,806.31	167,293.85	0.00	0.00	262,100.16	0.00	1,066,000.00	0.00	0.00
FinEx (if Applicable)		0.00	0.00	0.00	0.00	0.00	0.00	0.00	0.00	0.00	0.00	0.00	0.00	0.00	0.00	0.00	0.00	0.00	0.00	0.00	0.00	0.00	0.00	0.00
CO		0.00	0.00	0.00	0.00	0.00	0.00	0.00	0.00	0.00	0.00	0.00	0.00	0.00	0.00	0.00	0.00	0.00	0.00	0.00	0.00	0.00	0.00	0.00
Sub-Total, I. Agency Specific Budget		0.00	1,066,000.00	1,066,000.00	0.00	727,674.55	0.00	0.00	1,066,000.00	1,793,674.55	215,265.97	505,993.85	0.00	0.00	721,259.82	215,265.97	505,993.85	0.00	0.00	721,259.82	0.00	1,072,414.73	0.00	0.00
PS		0.00	0.00	0.00	0.00	0.00	0.00	0.00	0.00	0.00	0.00	0.00	0.00	0.00	0.00	0.00	0.00	0.00	0.00	0.00	0.00	0.00	0.00	0.00
MOOE		0.00	1,066,000.00	1,066,000.00	0.00	727,674.55	0.00	0.00	1,066,000.00	1,793,674.55	215,265.97	505,993.85	0.00	0.00	721,259.82	215,265.97	505,993.85	0.00	0.00	721,259.82	0.00	1,072,414.73	0.00	0.00
FinEx (if Applicable)		0.00	0.00	0.00	0.00	0.00	0.00	0.00	0.00	0.00	0.00	0.00	0.00	0.00	0.00	0.00	0.00	0.00	0.00	0.00	0.00	0.00	0.00	0.00
CO		0.00	0.00	0.00	0.00	0.00	0.00	0.00	0.00	0.00	0.00	0.00	0.00	0.00	0.00	0.00	0.00	0.00	0.00	0.00	0.00	0.00	0.00	0.00
GRAND TOTAL		0.00	1,066,000.00	1,066,000.00	0.00	727,674.55	0.00	0.00	1,066,000.00	1,793,674.55	215,265.97	505,993.85	0.00	0.00	721,259.82	215,265.97	505,993.85	0.00	0.00	721,259.82	0.00	1,072,414.73	0.00	0.00
PS		0.00	0.00	0.00	0.00	0.00	0.00	0.00	0.00	0.00	0.00	0.00	0.00	0.00	0.00	0.00	0.00	0.00	0.00	0.00	0.00	0.00	0.00	0.00
MOOE		0.00	1,066,000.00	1,066,000.00	0.00	727,674.55	0.00	0.00	1,066,000.00	1,793,674.55	215,265.97	505,993.85	0.00	0.00	721,259.82	215,265.97	505,993.85	0.00	0.00	721,259.82	0.00	1,072,414.73	0.00	0.00
FinEx (if Applicable)		0.00	0.00	0.00	0.00	0.00	0.00	0.00	0.00	0.00	0.00	0.00	0.00	0.00	0.00	0.00	0.00	0.00	0.00	0.00	0.00	0.00	0.00	0.00
CO		0.00	0.00	0.00	0.00	0.00	0.00	0.00	0.00	0.00	0.00	0.00	0.00	0.00	0.00	0.00	0.00	0.00	0.00	0.00	0.00	0.00	0.00	0.00

Recapitulation by OO:


Unobligated Allotment	Authorized Appropriations	Adjusted Appropriations	SARO	Unobligated	Adjusted Allotments	1st Quarter Ending March 31	2nd Quarter Ending June 30	3rd Quarter Ending September 30	4th Quarter Ending December 31	Total	1st Quarter Ending March 31	2nd Quarter Ending June 30	3rd Quarter Ending September 30	4th Quarter Ending December 31	Total	Unreleased Appropriations	Unobligated Allotments	Due and Demandable	Not Yet Due and Demandable
	0.00	0.00	0.00	262,100.16	0.00	94,806.31	167,293.85	0.00	0.00	262,100.16	94,806.31	167,293.85	0.00	0.00	262,100.16	0.00	1,066,000.00	0.00	0.00
PROFESSIONAL LICENSURE PROGRAM	0.00	0.00	0.00	150,761.67	0.00	94,806.31	55,955.36	0.00	0.00	150,761.67	94,806.31	55,955.36	0.00	0.00	150,761.67	0.00	0.00	0.00	0.00
PROFESSIONAL REGULATION PROGRAM	0.00	0.00	0.00	88,575.46	0.00	0.00	88,575.46	0.00	0.00	88,575.46	0.00	88,575.46	0.00	0.00	88,575.46	0.00	0.00	0.00	0.00
PROFESSIONAL DATABASE MANAGEMENT PROGRAM	0.00	0.00	0.00	22,763.03	0.00	0.00	22,763.03	0.00	0.00	22,763.03	0.00	22,763.03	0.00	0.00	22,763.03	0.00	1,066,000.00	0.00	0.00

Certified Correct:

 REALYN KRIS Y. SABERON
 Budget Officer
 Date: July 30, 2025 01:30 PM

Certified Correct:

 RIANN C. VILLAMANTE
 Accountant
 Date: July 30, 2025 01:30 PM

Recommending Approval By:

 GERDEL M. BORDADORA
 Chief Administrative Officer
 Date:

Approved By:

 NARCIVAL Z. TAQUIQUI
 Regional Director
 Date: July 30, 2025 01:33 PM