

STATEMENT OF APPROPRIATIONS, ALLOTMENTS, OBLIGATIONS, DISBURSEMENTS AND BALANCES

As at the Quarter Ending September 30, 2020

Department : Department of Labor and Employment (DOLE)
 Agency/Entity : Professional Regulation Commission
 Region : ALL
 Division : ALL
 Operating Unit : ALL
 Organization Code : ALL

(e.g. UACS Fund Cluster: 01-Regular Agency Fund, 02-Foreign Assisted Projects Fund, 03-Special Account-Locally Funded/Domestic Grants Fund, and 04-Special Account-Foreign Assisted/Foreign Grants Fund)

X	Current
	Supplemental
	Continuing Appropriations


Particulars	UACS CODE	Appropriations			Allotments					Current Year Obligations					Current Year Disbursements					Balances			
		Authorized Appropriations	Adjustments (Transfer To/From, Modifications)	Adjusted Appropriations	Allotments Received	Adjustments (Reductions, Modifications/Augmentations)	Transfer To	Transfer From	Adjusted Total Allotments	1st Quarter Ending March 31	2nd Quarter Ending June 30	3rd Quarter Ending Sept. 30	4th Quarter Ending Dec. 31	TOTAL	1st Quarter Ending March 31	2nd Quarter Ending June 30	3rd Quarter Ending Sept. 30	4th Quarter Ending Dec. 31	TOTAL	Unreleased Appro	Unobligated Allotments	Unpaid Obligations (15-20)=(23+24)	
		3	4	5=(3+4)	6	7	8	9	10=[(6+(-)7)-8	11	12	13	14	15=	16	17	18	19	20=	21=(5-10)	22=(10-15)	23	24
01 - Regular Agency Fund		1,430,570,000.00	91,478,489.00	1,339,093,511.00	1,337,749,400.00	1,344,111.00		1,339,093,511.00	331,922,753.96	167,806,905.00	199,153,033.55		698,882,692.51	197,124,704.70	174,250,689.67	199,304,918.61		570,680,312.98		640,210,818.49		128,202,379.53	
I. Agency Specific Budget		1,395,994,000.00	92,820,600.00	1,303,173,400.00	1,303,173,400.00			1,303,173,400.00	324,464,545.52	163,677,989.82	189,083,581.27		677,226,116.61	190,968,503.46	171,787,081.16	188,669,412.27		551,424,996.89		625,947,283.39		125,801,119.72	
General Administration and Support	10000000000000	464,363,000.00	40,922,907.27	423,440,092.73	434,270,417.00	10,830,324.27		423,440,092.73	118,440,607.93	62,305,293.36	62,819,150.25		243,565,051.54	55,469,848.91	53,830,705.92	56,063,929.84		165,364,484.67		179,875,041.19		78,200,566.87	
General Management and Supervision	100000100001000	459,021,000.00	64,048,827.34	394,972,172.66	428,928,417.00	33,956,244.34		394,972,172.66	102,813,050.83	53,559,589.87	58,999,181.01		215,371,821.71	46,714,196.11	39,181,849.78	53,380,278.07		139,276,323.96		179,600,350.95		76,095,497.75	
PS		150,528,000.00	33,956,244.34	116,571,755.66	150,528,000.00	33,956,244.34		116,571,755.66	37,690,312.04	29,259,997.45	37,019,875.28		103,970,184.77	28,340,859.03	32,031,406.37	32,826,774.78		93,199,040.18		12,601,570.89		10,771,144.59	
MOOE		226,227,000.00	17,609,583.00	208,617,417.00	208,617,417.00			208,617,417.00	21,538,738.79	24,299,592.42	21,979,305.73		67,817,636.94	18,373,337.08	7,150,443.41	20,553,503.29		46,077,283.78		140,799,780.06		21,740,353.16	
CO		82,266,000.00	12,483,000.00	69,783,000.00	69,783,000.00			69,783,000.00	43,584,000.00				43,584,000.00							26,199,000.00		43,584,000.00	
Administration of Personnel Benefits	100000100002000	5,342,000.00	23,125,920.07	28,467,920.07	5,342,000.00	23,125,920.07		28,467,920.07	15,627,557.10	8,745,703.49	3,819,969.24		28,193,229.83	8,755,652.80	14,648,856.14	2,683,651.77		26,088,160.71		274,690.24		2,105,069.12	
PS		5,342,000.00	23,125,920.07	28,467,920.07	5,342,000.00	23,125,920.07		28,467,920.07	15,627,557.10	8,745,703.49	3,819,969.24		28,193,229.83	8,755,652.80	14,648,856.14	2,683,651.77		26,088,160.71		274,690.24		2,105,069.12	
Operations	300000000000000	931,631,000.00	51,897,692.73	879,733,307.27	868,902,983.00	10,830,324.27		879,733,307.27	206,023,937.59	101,372,696.46	126,264,431.02		433,661,065.07	135,498,654.55	117,956,375.24	132,605,482.43		386,060,512.22		446,072,242.20		47,600,552.85	
OO : Highly ethical, globally competitive, and recognized Filipino professionals ensured	310000000000000	931,631,000.00	51,897,692.73	879,733,307.27	868,902,983.00	10,830,324.27		879,733,307.27	206,023,937.59	101,372,696.46	126,264,431.02		433,661,065.07	135,498,654.55	117,956,375.24	132,605,482.43		386,060,512.22		446,072,242.20		47,600,552.85	
PROFESSIONAL LICENSURE PROGRAM	310100000000000	700,360,000.00	46,654,865.09	653,705,134.91	652,448,262.00	1,256,872.91		653,705,134.91	157,572,567.75	69,596,922.39	83,171,439.31		310,340,929.45	104,895,680.33	83,984,588.39	95,363,794.89		284,244,063.61		343,364,205.46		26,096,865.84	
Processing of applications for licensure examinations	310100100001000	160,977,000.00	19,375,072.24	141,601,927.76	147,104,677.00	5,502,749.24		141,601,927.76	28,073,725.48	15,734,959.81	19,719,051.24		63,527,736.53	20,316,999.85	15,401,321.42	21,692,688.10		57,411,009.37		78,074,191.23		6,116,727.16	
PS		47,040,000.00	5,502,749.24	41,537,250.76	47,040,000.00	5,502,749.24		41,537,250.76	13,843,350.08	9,628,595.39	10,079,181.87		33,551,227.34	8,493,942.69	11,959,615.40	11,132,932.82		31,586,490.91		7,986,023.42		1,964,736.43	
MOOE		108,237,000.00	8,172,323.00	100,064,677.00	100,064,677.00			100,064,677.00	14,230,375.40	6,106,264.42	9,639,869.37		29,976,509.19	11,823,057.16	3,441,706.02	10,559,755.28		25,824,518.46		70,088,167.81		4,151,990.73	
CO		5,700,000.00	5,700,000.00																				
Preparation of test questions, conduct and rating of licensure examinations	310100100002000	521,132,000.00	22,461,333.90	498,670,666.10	487,555,848.00	11,114,818.10		498,670,666.10	127,830,928.36	52,914,785.90	61,393,777.99		242,139,492.25	83,839,827.54	67,719,168.15	72,427,868.56		223,966,864.25		256,531,173.85		18,152,628.00	
PS		301,451,000.00	11,114,818.10	312,565,818.10	301,451,000.00	11,114,818.10		312,565,818.10	111,121,374.05	52,759,545.04	70,366,268.99		234,247,188.08	80,104,306.26	67,504,040.58	68,895,597.63		216,503,944.47		78,318,630.02		17,743,243.61	
MOOE		205,974,000.00	33,576,152.00	172,397,848.00	172,397,848.00			172,397,848.00	16,709,554.31	155,240.86	8,972,491.00		7,892,304.17	3,735,521.28	215,127.57	3,532,270.93		7,482,919.78		164,505,543.83		409,384.39	
CO		13,707,000.00		13,707,000.00	13,707,000.00			13,707,000.00												13,707,000.00			
Tabulation, computation, rating, release of examination results, collation and analysis of data on licensure exam	310100100003000	18,251,000.00	4,818,458.95	13,432,541.05	17,787,737.00	4,355,195.95		13,432,541.05	1,667,913.91	947,176.68	2,058,610.08		4,673,700.67	738,852.94	864,098.82	1,243,238.23		2,846,189.99		8,758,840.38		1,827,510.68	
PS		11,341,000.00	4,355,195.95	6,985,804.05	11,341,000.00	4,355,195.95		6,985,804.05	1,543,894.45	946,321.68	1,008,683.58		3,498,899.71	615,805.48	864,098.82	838,907.42		2,318,811.72		3,486,904.34		1,180,087.99	
MOOE		6,910,000.00	463,263.00	6,446,737.00	6,446,737.00			6,446,737.00	124,019.46	855.00	1,049,926.50		1,174,800.96	123,047.46		404,330.81		527,378.27		5,271,936.04		647,422.69	
PROFESSIONAL REGULATION PROGRAM	310200000000000	204,389,000.00	4,721,931.72	199,667,068.28	191,480,301.00	8,186,767.28		199,667,068.28	41,323,732.15	27,147,061.35	37,616,093.88		106,086,887.38	25,677,679.79	28,546,602.73	31,702,605.88		86,126,888.40		93,580,180.90		19,959,998.98	
Administrative investigations, hearings and decisions on complaints against professionals and illegal practitioners	310200100001000	40,161,000.00	7,286,241.22	32,874,758.78	37,116,212.00	4,241,453.22		32,874,758.78	6,884,399.83	3,719,816.37	5,931,329.17		16,535,545.37	4,467,015.65	3,828,233.66	7,088,542.08		15,383,791.39		16,339,213.41		1,151,753.98	
PS		29,597,000.00	4,241,453.22	25,355,546.78	29,597,000.00	4,241,453.22		25,355,546.78	6,108,292.92	3,507,966.37	5,451,536.17		15,067,795.46	3,763,476.71	3,828,233.66	6,513,016.72		14,104,727.09		10,287,751.32		963,068.37	
MOOE		10,564,000.00	3,044,788.00	7,519,212.00	7,519,212.00			7,519,212.00	776,106.91	211,850.00	479,793.00		1,467,749.91	703,538.94		575,525.36		1,279,064.30		6,051,462.09		188,685.61	
Inspection of institutions and industrial establishments, and accreditation of professional organizations, firms and partnerships for the practice of professions, specialty societies and organizations	310200100002000	54,691,000.00	280,957.46	54,971,957.46	49,640,197.00	5,331,760.46		54,971,957.46	15,968,329.27	10,910,233.15	11,630,341.54		38,508,903.96	9,639,234.83	10,968,190.94	12,282,477.81		32,889,903.58		16,463,053.50		5,619,000.38	
PS		36,887,000.00	5,331,760.46	42,218,760.46	36,887,000.00	5,331,760.46		42,218,760.46	13,814,745.67	10,440,322.34	10,156,500.19		34,411,568.20	7,861,530.37	10,597,753.33	10,333,284.12		28,792,567.82		7,807,192.26		5,619,000.38	
MOOE		17,804,000.00	5,050,803.00	12,753,197.00	12,753,197.00			12,753,197.00	2,153,583.60	469,910.81	1,473,841.35		4,097,335.76	1,777,704.46	370,437.61	1,949,193.69		4,097,335.76		8,655,861.24			
Issuance to initial registrants of professional identification cards and registration certificates	310200100003000	45,757,000.00	4,279,258.96	41,477,741.04	44,483,647.00	3,005,905.96		41,477,741.04	5,968,660.22	4,736,312.77	13,650,761.64		24,355,734.63	3,821,698.26	4,276,563.64	5,332,171.33		13,430,433.23		17,122,006.41		10,925,301.40	
PS		28,506,000.00	3,005,905.96	25,500,094.04	28,506,000.00	3,005,905.96		25,500,094.04	5,903,480.15	4,719,192.77	4,317,905.89		14,940,578.81	3,757,193.19	4,276,563.64	5,042,642.08		13,076,398.91		10,559,515.23		1,864,179.90	
MOOE		17,251,000.00	1,273,353.00	15,977,647.00	15,977,647.00			15,977,647.00	65,180.07	17,120.00	9,332,855.75		9,415,155.82	64,505.07		289,529.25		354,034.32		6,562,491.18		9,061,121.50	
Renewal of professional identification cards	310200100004000	35,146,000.00	5,557,377.34	40,703,377.34	34,913,067.00	5,790,310.34		40,703,377.34	9,073,432.34	6,233,903.91	6,186,939.36												


Particulars	UACS CODE	Appropriations			Allotments					Current Year Obligations					Current Year Disbursements					Balances				
		Authorized Appropriations	Adjustments (Transfer To/From, Modifications)	Adjusted Appropriations	Allotments Received	Adjustments (Reductions, Modifications/ Augmentations)	Transfer To	Transfer From	Adjusted Total Allotments	1st Quarter Ending March 31	2nd Quarter Ending June 30	3rd Quarter Ending Sept. 30	4th Quarter Ending Dec. 31	TOTAL	1st Quarter Ending March 31	2nd Quarter Ending June 30	3rd Quarter Ending Sept. 30	4th Quarter Ending Dec. 31	TOTAL	Unreleased Appro	Unobligated Allotments	Unpaid Obligations (15-20)=(23-24)		
																						Due and Demandable	Not Yet Due and Demandable	
1	2	3	4	5=(3+4)	6	7	8	9	10=[(6+(-)7)-8]	11	12	13	14	15=	16	17	18	19	20=	21=(5-10)	22=(10-15)	23	24	
PS		20,048,000.00	5,790,310.34	25,838,310.34	20,048,000.00	5,790,310.34			25,838,310.34	8,773,592.34	5,784,143.91	6,472,199.36		21,029,935.61	5,312,967.47	7,095,081.43	6,640,205.55		19,048,254.45			4,808,374.73		1,981,681.16
MOOE		15,098,000.00	232,933.00	14,865,067.00	14,865,067.00			14,865,067.00		299,840.00	449,760.00	285,260.00		464,340.00	299,840.00		164,500.00		464,340.00			14,400,727.00		
<i>Negotiation and implementation of the professional regulation aspect of all international trade agreements where the Philippines is a signatory</i>	310200100005000	28,634,000.00	1,005,233.66	29,639,233.66	25,327,178.00	4,312,055.66			29,639,233.66	3,428,910.49	1,546,795.15	216,722.17		5,192,427.81	2,336,923.58	2,378,533.06	194,709.11		4,910,165.75			24,446,805.85		282,262.06
PS		400,000.00	4,312,055.66	4,712,055.66	400,000.00	4,312,055.66			4,712,055.66	3,090,347.81	1,448,157.43	173,550.42		4,712,055.66	2,029,938.06	2,378,533.06	130,334.54		4,538,805.66					173,250.00
PROFESSIONAL DATABASE MANAGEMENT PROGRAM	3103000000000000	28,234,000.00	3,306,822.00	24,927,178.00	24,927,178.00				24,927,178.00	338,562.68	98,637.72	43,171.75		480,372.15	306,985.52		64,374.57		371,360.09			24,446,805.85		109,012.06
<i>Computerization of licensure examination processes and regulation services</i>	3103000100001000	26,882,000.00	520,895.92	26,361,104.08	24,974,420.00	1,386,684.08			26,361,104.08	7,127,637.69	4,628,712.72	5,476,897.83		17,233,248.24	4,725,294.43	5,425,184.12	5,539,081.86		15,689,560.21			9,127,855.84		1,543,688.03
PS		16,648,000.00	1,386,684.08	18,034,684.08	16,648,000.00	1,386,684.08			18,034,684.08	6,212,537.89	4,326,322.54	4,755,313.58		15,294,174.01	3,995,337.92	5,166,804.27	4,908,016.25		14,070,158.44			2,740,510.07		1,224,015.57
MOOE		10,234,000.00	1,907,580.00	8,326,420.00	8,326,420.00				8,326,420.00	915,099.80	302,390.18	721,584.25		1,939,074.23	729,956.51	258,379.85	631,065.41		1,619,401.77			6,387,345.77		319,672.46
II. Automatic Appropriations		34,576,000.00	25,575,750.00	9,000,250.00	34,576,000.00	25,575,750.00			9,000,250.00	6,159,229.44	2,829,936.18	100.00		8,989,265.62	6,156,201.24	1,164,629.51	1,563,866.62		8,884,697.37			10,984.38		104,568.25
<i>General Administration and Support</i>	1000000000000000	13,746,000.00	10,269,113.20	3,476,886.80	13,746,000.00	10,269,113.20			3,476,886.80	2,366,388.57	1,110,398.23	100.00		3,476,886.80	2,366,388.57	384,542.19	699,537.29		3,450,468.05					26,418.75
<i>General Management and Supervision</i>	1000001000010000	13,746,000.00	10,269,113.20	3,476,886.80	13,746,000.00	10,269,113.20			3,476,886.80	2,366,388.57	1,110,398.23	100.00		3,476,886.80	2,366,388.57	384,542.19	699,537.29		3,450,468.05					26,418.75
PS		13,746,000.00	10,269,113.20	3,476,886.80	13,746,000.00	10,269,113.20			3,476,886.80	2,366,388.57	1,110,398.23	100.00		3,476,886.80	2,366,388.57	384,542.19	699,537.29		3,450,468.05					26,418.75
Operations	3000000000000000	20,830,000.00	15,306,636.80	5,523,363.20	20,830,000.00	15,306,636.80			5,523,363.20	3,792,840.87	1,719,537.95			5,512,378.82	3,789,812.67	780,087.32	864,329.33		5,434,229.32			10,984.38		78,149.50
OO : Highly ethical, globally competitive, and recognized Filipino professionals ensured	3100000000000000	20,830,000.00	15,306,636.80	5,523,363.20	20,830,000.00	15,306,636.80			5,523,363.20	3,792,840.87	1,719,537.95			5,512,378.82	3,789,812.67	780,087.32	864,329.33		5,434,229.32			10,984.38		78,149.50
PROFESSIONAL LICENSURE PROGRAM	3101000000000000	8,572,000.00	6,187,577.16	2,384,422.84	8,572,000.00	6,187,577.16			2,384,422.84	1,654,192.85	730,229.99			2,384,422.84	1,651,165.01	388,869.48	335,745.57		2,375,780.06			10,984.38		78,149.50
<i>Processing of applications for licensure examinations</i>	3101001000010000	4,354,000.00	3,367,223.44	986,776.56	4,354,000.00	3,367,223.44			986,776.56	694,339.32	292,437.24			986,776.56	691,311.48	224,912.40	67,524.84		983,748.72					3,027.84
PS		4,354,000.00	3,367,223.44	986,776.56	4,354,000.00	3,367,223.44			986,776.56	694,339.32	292,437.24			986,776.56	691,311.48	224,912.40	67,524.84		983,748.72					3,027.84
<i>Preparation of test questions, conduct and rating of licensure examinations</i>	3101001000020000	3,195,000.00	1,883,084.06	1,311,915.94	3,195,000.00	1,883,084.06			1,311,915.94	902,945.45	408,970.49			1,311,915.94	902,945.45	163,957.08	245,013.41		1,311,915.94					
PS		3,195,000.00	1,883,084.06	1,311,915.94	3,195,000.00	1,883,084.06			1,311,915.94	902,945.45	408,970.49			1,311,915.94	902,945.45	163,957.08	245,013.41		1,311,915.94					
<i>Tabulation, computation, rating, release of examination results, collation and analysis of data on licensure exam</i>	3101001000030000	1,023,000.00	937,269.66	85,730.34	1,023,000.00	937,269.66			85,730.34	56,908.08	28,822.26			85,730.34	56,908.08		23,207.32		80,115.40					5,614.94
PS		1,023,000.00	937,269.66	85,730.34	1,023,000.00	937,269.66			85,730.34	56,908.08	28,822.26			85,730.34	56,908.08		23,207.32		80,115.40					5,614.94
PROFESSIONAL REGULATION PROGRAM	3102000000000000	10,706,000.00	8,037,705.17	2,668,294.83	10,706,000.00	8,037,705.17			2,668,294.83	1,823,121.62	834,188.83			2,657,310.45	1,823,121.26	351,914.32	428,372.14		2,603,407.72			10,984.38		53,902.73
<i>Administrative investigations, hearings and decisions on complaints against professionals and illegal practitioners</i>	3102001000010000	2,784,000.00	2,416,460.64	367,539.36	2,784,000.00	2,416,460.64			367,539.36	249,833.76	117,705.60			367,539.36	249,833.76	42,166.68	75,538.92		367,539.36					
PS		2,784,000.00	2,416,460.64	367,539.36	2,784,000.00	2,416,460.64			367,539.36	249,833.76	117,705.60			367,539.36	249,833.76	42,166.68	75,538.92		367,539.36					
<i>Inspection of institutions and industrial establishments, and accreditation of professional organizations, firms and partnerships for the practice of professions, specialty societies and organizations</i>	3102001000020000	3,392,000.00	2,409,631.58	982,368.42	3,392,000.00	2,409,631.58			982,368.42	677,933.04	304,435.38			982,368.42	677,933.04	155,139.26	117,056.75		950,129.05					32,239.37
PS		3,392,000.00	2,409,631.58	982,368.42	3,392,000.00	2,409,631.58			982,368.42	677,933.04	304,435.38			982,368.42	677,933.04	155,139.26	117,056.75		950,129.05					32,239.37
<i>Issuance to initial registrants of professional identification cards and registration certificates</i>	3102001000030000	2,604,000.00	2,159,174.82	444,825.18	2,604,000.00	2,159,174.82			444,825.18	297,425.40	136,415.40			433,840.80	297,425.40	60,503.64	70,296.84		428,225.88			10,984.38		5,614.92
PS		2,604,000.00	2,159,174.82	444,825.18	2,604,000.00	2,159,174.82			444,825.18	297,425.40	136,415.40			433,840.80	297,425.40	60,503.64	70,296.84		428,225.88			10,984.38		5,614.92
<i>Renewal of professional identification cards</i>	3102001000040000	1,890,000.00	1,256,935.30	633,064.70	1,890,000.00	1,256,935.30			633,064.70	436,357.34	196,707.36			633,064.70	436,356.98	94,104.74	86,554.54		617,016.26					16,048.44
PS		1,890,000.00	1,256,935.30	633,064.70	1,890,000.00	1,256,935.30			633,064.70	436,357.34	196,707.36			633,064.70	436,356.98	94,104.74	86,554.54		617,016.26					16,048.44
<i>Negotiation and implementation of the professional regulation aspect of all international trade agreements where the Philippines is a signatory</i>	3102001000050000	36,000.00	204,497.17	240,497.17	36,000.00	204,497.17			240,497.17	161,572.08	78,925.09			240,497.17	161,572.08		78,925.09		240,497.17					
PS		36,000.00	204,497.17	240,497.17	36,000.00	204,497.17			240,497.17	161,572.08	78,925.09			240,497.17	161,572.08		78,925.09		240,497.17					
PROFESSIONAL DATABASE MANAGEMENT PROGRAM	3103000000000000	1,552,000.00	1,081,354.47	470,645.53	1,552,000.00	1,081,354.47			470,645.53	315,526.40	155,119.13			470,645.53	315,526.40	39,303.52	100,211.62		455,041.54					15,603.99
<i>Computerization of licensure examination processes and regulation services</i>	3103001000010000	1,552,000.00	1,081,354.47	470,645.53	1,552,000.00	1,081,354.47			470,645.53	315,526.40	155,119.13			470,645.53	315,526.40	39,303.52	100,211.62		455,041.54					15,603.99
PS		1,552,000.00	1,081,354.47	470,645.53	1,552,000.00	1,081,354.47			470,645.53	315,526.40	155,119.13			470,645.53	315,526.40	39,303.52	100,211.62		455,041.54					15,603.99
III. Special Purpose Fund			26,919,861.00	26,919,861.00		26,919,861.00			26,919,861.00	1,298,979.00	1,298,979.00	10,069,352.28		12,667,310.28					10,370,618.72			14,252,550.72		2,296,691.56
<i>General Administration and Support</i>	1000000000000000		26,919,861.00	26,919,861.00		26,919,861.00			26,919,861.00	1,298,979.0														


Particulars	UACS CODE	Appropriations			Allotments					Current Year Obligations					Current Year Disbursements					Balances			
		Authorized Appropriations	Adjustments (Transfer To/From, Modifications)	Adjusted Appropriations	Allotments Received	Adjustments (Reductions, Modifications, Augmentations)	Transfer To	Transfer From	Adjusted Total Allotments	1st Quarter Ending March 31	2nd Quarter Ending June 30	3rd Quarter Ending Sept. 30	4th Quarter Ending Dec. 31	TOTAL	1st Quarter Ending March 31	2nd Quarter Ending June 30	3rd Quarter Ending Sept. 30	4th Quarter Ending Dec. 31	TOTAL	Unreleased Appro	Unobligated Allotments	Unpaid Obligations (15-20) = (23+24)	
1	2	3	4	5=(3+4)	6	7	8	9	10=[(6+(-)7)-8]	11	12	13	14	15=	16	17	18		20=	21=(5-10)	22=(10-15)	23	24
PS			26,919,861.00	26,919,861.00		26,919,861.00			26,919,861.00	1,298,979.00	1,298,979.00	10,069,352.28		12,667,310.28					10,370,618.72				
Sub-Total, 01 - Regular Agency Fund		1,430,570,000.00	91,476,489.00	1,339,093,511.00	1,337,749,400.00	1,344,111.00			1,339,093,511.00	331,922,753.96	167,806,905.00	199,153,033.55		698,882,692.51	197,124,704.70	174,250,689.67	199,304,918.61		570,680,312.98		640,210,818.49		128,202,379.53
PS		682,364,000.00	1,344,111.00	683,708,111.00	682,364,000.00	1,344,111.00			683,708,111.00	231,187,692.94	135,695,283.59	163,690,436.85		530,573,413.38	159,187,211.22	162,814,595.21	160,580,870.02		482,582,676.45		153,134,697.62		47,990,736.93
MOOE		646,533,000.00	74,637,600.00	571,895,400.00	571,895,400.00				571,895,400.00	57,151,061.02	32,111,621.41	35,462,596.70		124,725,279.13	37,937,493.48	11,436,094.46	38,724,048.59		88,097,636.53		447,170,120.87		36,627,642.60
FinEx																							
CO		101,673,000.00	18,183,000.00	83,490,000.00	83,490,000.00				83,490,000.00	43,584,000.00				43,584,000.00							39,906,000.00		43,584,000.00
GRAND TOTAL		1,430,570,000.00	91,476,489.00	1,339,093,511.00	1,337,749,400.00	1,344,111.00			1,339,093,511.00	331,922,753.96	167,806,905.00	199,153,033.55		698,882,692.51	197,124,704.70	174,250,689.67	199,304,918.61		570,680,312.98		640,210,818.49		128,202,379.53
PS		682,364,000.00	1,344,111.00	683,708,111.00	682,364,000.00	1,344,111.00			683,708,111.00	231,187,692.94	135,695,283.59	163,690,436.85		530,573,413.38	159,187,211.22	162,814,595.21	160,580,870.02		482,582,676.45		153,134,697.62		47,990,736.93
MOOE		646,533,000.00	74,637,600.00	571,895,400.00	571,895,400.00				571,895,400.00	57,151,061.02	32,111,621.41	35,462,596.70		124,725,279.13	37,937,493.48	11,436,094.46	38,724,048.59		88,097,636.53		447,170,120.87		36,627,642.60
FINEX																							
CO		101,673,000.00	18,183,000.00	83,490,000.00	83,490,000.00				83,490,000.00	43,584,000.00				43,584,000.00							39,906,000.00		43,584,000.00

Certified Correct:

 JANE R. SEVESES
 Budget Officer

Certified Correct:

 RASETES E. RAZONABE
 Accountant

Recommending Approval:

 JOSE A. ABUNDO
 Director, PMFS

Approved By:

 TEOFILO S. PILANDO, JR.
 Agency Head