

SUMMARY OF APPROPRIATIONS, ALLOTMENTS, OBLIGATIONS, DISBURSEMENTS AND BALANCES BY OBJECT OF EXPENDITURES

As at the Quarter Ending December 31, 2024

Department : Department of Labor and Employment (DOLE)
 Agency/Entity : Professional Regulation Commission
 Operating Unit : Regional Office - XII
 Organization Code (UACS) : 16 008 0300012
 Fund Cluster : 01 - Regular Agency Fund

	Current Year Appropriations
	Supplemental Appropriations
X	Continuing Appropriations

(e.g. UACS Fund Cluster: 01-Regular Agency Fund, 02-Foreign Assisted Projects Fund, 03-Special Account-Locally Funded/Domestic Grants Fund, and 04-Special Account-Foreign Assisted/Foreign Grants Fund)


Particulars	UACS CODE	Appropriations			Allotments						Obligations					Disbursements					Balances				
		Authorized Appropriations	Adjustments (Transfer To/From, Modifications/Augmentations)	Adjusted Appropriations	Allotments		Adjustments (Reductions, Modifications/Augmentations)	Transfer To	Transfer From	Adjusted Allotments	1st Quarter Ending March 31	2nd Quarter Ending June 30	3rd Quarter Ending September 30	4th Quarter Ending December 31	Total	1st Quarter Ending March 31	2nd Quarter Ending June 30	3rd Quarter Ending September 30	4th Quarter Ending December 31	Total	Unused Funds		Unpaid Obligations (16-21)=(24+25)		
					SARO	Unobligated															Unreleased Appropriations	Unobligated Allotments	Due and Demandable	Not Yet Due and Demandable	
1	2	3	4	5=(3+4)	6	7	8	9	10	11=[(6+7+(-)8)-9+10]	12	13	14	15	16=(12+13+14+15)	17	18	19	20	21=(17+18+19+20)	22=(5-11)	23=(11-16)	24	25	
SUMMARY		0.00	7,752,242.43	7,752,242.43	0.00	362,459.22	0.00	0.00	7,752,242.43	11=	207,243.84	152,494.64	1,883,132.74	8,114,701.65	8,114,701.65	195,897.81	37,518.67	2,006,135.53	3,260,501.50	5,500,053.51	0.00	0.00	2,607,148.14	7,500.00	
Unreleased Appropriations		0.00	7,752,242.43	7,752,242.43	0.00	0.00	0.00	0.00	7,752,242.43		0.00	0.00	1,881,387.00	5,870,855.43	7,752,242.43	0.00	0.00	1,878,267.00	3,259,327.29	5,137,594.29	0.00	0.00	2,607,148.14	7,500.00	
II. SPECIAL PURPOSE FUND		0.00	7,752,242.43	7,752,242.43	0.00	0.00	0.00	0.00	7,752,242.43		0.00	0.00	1,881,387.00	5,870,855.43	7,752,242.43	0.00	0.00	1,878,267.00	3,259,327.29	5,137,594.29	0.00	0.00	2,607,148.14	7,500.00	
Maintenance and Other Operating Expenses		0.00	7,752,242.43	7,752,242.43	0.00	0.00	0.00	0.00	7,752,242.43		0.00	0.00	1,881,387.00	5,870,855.43	7,752,242.43	0.00	0.00	1,878,267.00	3,259,327.29	5,137,594.29	0.00	0.00	2,607,148.14	7,500.00	
Traveling Expenses		0.00	35,383.00	35,383.00	0.00	0.00	0.00	0.00	12,150.00		0.00	0.00	4,293.00	31,090.00	35,383.00	0.00	0.00	1,173.00	29,960.00	31,133.00	0.00	0.00	4,250.00	0.00	
Traveling Expenses - Local	5020101000	0.00	35,383.00	35,383.00	0.00	0.00	23,233.00	0.00	12,150.00		0.00	0.00	4,293.00	31,090.00	35,383.00	0.00	0.00	1,173.00	29,960.00	31,133.00	0.00	0.00	4,250.00	0.00	
Training and Scholarship Expenses		0.00	24,000.00	24,000.00	0.00	0.00	24,000.00	0.00	0.00		0.00	0.00	0.00	24,000.00	24,000.00	0.00	0.00	0.00	0.00	0.00	0.00	0.00	0.00	24,000.00	0.00
Training Expenses	5020201000	0.00	24,000.00	24,000.00	0.00	0.00	24,000.00	0.00	0.00		0.00	0.00	0.00	24,000.00	24,000.00	0.00	0.00	0.00	0.00	0.00	0.00	0.00	0.00	24,000.00	0.00
Training Expenses	5020201002	0.00	24,000.00	24,000.00	0.00	0.00	24,000.00	0.00	0.00		0.00	0.00	0.00	24,000.00	24,000.00	0.00	0.00	0.00	0.00	0.00	0.00	0.00	0.00	24,000.00	0.00
Supplies and Materials Expenses		0.00	3,673,496.14	3,673,496.14	0.00	0.00	3,673,496.14	0.00	0.00		0.00	0.00	0.00	3,673,496.14	3,673,496.14	0.00	0.00	0.00	1,306,408.00	1,306,408.00	0.00	0.00	2,359,588.14	7,500.00	
Office Supplies Expenses	5020301000	0.00	2,111,492.50	2,111,492.50	0.00	0.00	2,111,492.50	0.00	0.00		0.00	0.00	0.00	2,111,492.50	2,111,492.50	0.00	0.00	0.00	962,408.00	962,408.00	0.00	0.00	1,141,584.50	7,500.00	
Office Supplies Expenses	5020301002	0.00	2,111,492.50	2,111,492.50	0.00	0.00	2,111,492.50	0.00	0.00		0.00	0.00	0.00	2,111,492.50	2,111,492.50	0.00	0.00	0.00	962,408.00	962,408.00	0.00	0.00	1,141,584.50	7,500.00	
Fuel, Oil and Lubricants Expenses	5020309000	0.00	8,875.39	8,875.39	0.00	0.00	8,875.39	0.00	0.00		0.00	0.00	0.00	8,875.39	8,875.39	0.00	0.00	0.00	0.00	0.00	0.00	0.00	0.00	8,875.39	0.00
Semi-Expendable Machinery and Equipment	5020321000	0.00	1,292,927.00	1,292,927.00	0.00	0.00	1,292,927.00	0.00	0.00		0.00	0.00	0.00	1,292,927.00	1,292,927.00	0.00	0.00	0.00	344,000.00	344,000.00	0.00	0.00	948,927.00	0.00	
Office Equipment	5020321002	0.00	790,562.00	790,562.00	0.00	0.00	790,562.00	0.00	0.00		0.00	0.00	0.00	790,562.00	790,562.00	0.00	0.00	0.00	344,000.00	344,000.00	0.00	0.00	446,562.00	0.00	
Information and Communications Technology	5020321003	0.00	384,335.00	384,335.00	0.00	0.00	384,335.00	0.00	0.00		0.00	0.00	0.00	384,335.00	384,335.00	0.00	0.00	0.00	0.00	0.00	0.00	0.00	0.00	384,335.00	0.00
Communications Equipment	5020321007	0.00	98,630.00	98,630.00	0.00	0.00	98,630.00	0.00	0.00		0.00	0.00	0.00	98,630.00	98,630.00	0.00	0.00	0.00	0.00	0.00	0.00	0.00	0.00	98,630.00	0.00
Other Machinery and Equipment	5020321099	0.00	19,400.00	19,400.00	0.00	0.00	19,400.00	0.00	0.00		0.00	0.00	0.00	19,400.00	19,400.00	0.00	0.00	0.00	0.00	0.00	0.00	0.00	0.00	19,400.00	0.00
Semi-Expendable Furniture, Fixtures and Books	5020322000	0.00	260,201.25	260,201.25	0.00	0.00	260,201.25	0.00	0.00		0.00	0.00	0.00	260,201.25	260,201.25	0.00	0.00	0.00	0.00	0.00	0.00	0.00	0.00	260,201.25	0.00
Furniture and Fixtures	5020322001	0.00	260,201.25	260,201.25	0.00	0.00	260,201.25	0.00	0.00		0.00	0.00	0.00	260,201.25	260,201.25	0.00	0.00	0.00	0.00	0.00	0.00	0.00	0.00	260,201.25	0.00
General Services		0.00	3,737,389.29	3,737,389.29	0.00	0.00	(3,260,173.14)	0.00	6,997,562.43		3,737,389.29	0.00	1,757,570.00	1,979,819.29	3,737,389.29	0.00	0.00	1,757,570.00	1,922,959.29	3,680,529.29	0.00	0.00	56,860.00	0.00	
Other General Services	5021299000	0.00	3,737,389.29	3,737,389.29	0.00	0.00	(3,260,173.14)	0.00	6,997,562.43		3,737,389.29	0.00	1,757,570.00	1,979,819.29	3,737,389.29	0.00	0.00	1,757,570.00	1,922,959.29	3,680,529.29	0.00	0.00	56,860.00	0.00	
Other General Services	5021299099	0.00	3,737,389.29	3,737,389.29	0.00	0.00	(3,260,173.14)	0.00	6,997,562.43		3,737,389.29	0.00	1,757,570.00	1,979,819.29	3,737,389.29	0.00	0.00	1,757,570.00	1,922,959.29	3,680,529.29	0.00	0.00	56,860.00	0.00	
Repairs and Maintenance		0.00	162,450.00	162,450.00	0.00	0.00	162,450.00	0.00	0.00		0.00	0.00	0.00	162,450.00	162,450.00	0.00	0.00	0.00	0.00	0.00	0.00	0.00	0.00	162,450.00	0.00
Repairs and Maintenance - Transportation	5021306000	0.00	162,450.00	162,450.00	0.00	0.00	162,450.00	0.00	0.00		0.00	0.00	0.00	162,450.00	162,450.00	0.00	0.00	0.00	0.00	0.00	0.00	0.00	0.00	162,450.00	0.00
Motor Vehicles	5021306001	0.00	162,450.00	162,450.00	0.00	0.00	162,450.00	0.00	0.00		0.00	0.00	0.00	162,450.00	162,450.00	0.00	0.00	0.00	0.00	0.00	0.00	0.00	0.00	162,450.00	0.00
Other Maintenance and Operating Expenses		0.00	119,524.00	119,524.00	0.00	0.00	(623,006.00)	0.00	742,530.00		119,524.00	0.00	0.00	119,524.00	119,524.00	0.00	0.00	0.00	119,524.00	0.00	119,524.00	0.00	0.00	0.00	0.00
Rent/Lease Expenses	5029905000	0.00	119,524.00	119,524.00	0.00	0.00	(623,006.00)	0.00	742,530.00		119,524.00	0.00	0.00	119,524.00	119,524.00	0.00	0.00	0.00	119,524.00	0.00	119,524.00	0.00	0.00	0.00	0.00
Rents - Building and Structures	5029905001	0.00	25,934.00	25,934.00	0.00	0.00	(606,596.00)	0.00	632,530.00		25,934.00	0.00	0.00	25,934.00	25,934.00	0.00	0.00	0.00	25,934.00	0.00	25,934.00	0.00	0.00	0.00	0.00
Rents - Motor Vehicles	5029905003	0.00	93,590.00	93,590.00	0.00	0.00	(16,410.00)	0.00	110,000.00		93,590.00	0.00	0.00	93,590.00	93,590.00	0.00	0.00	0.00	93,590.00	0.00	93,590.00	0.00	0.00	0.00	0.00
Unobligated Allotment		0.00	0.00	0.00	0.00	362,459.22	0.00	0.00	0.00		362,459.22	207,243.84	152,494.64	1,745.74	975.00	362,459.22	195,897.81	37,518.67	127,868.53	1,174.21	362,459.22	0.00	0.00	0.00	0.00
I. AGENCY SPECIFIC BUDGET		0.00	0.00	0.00	0.00	362,459.22	0.00	0.00	0.00		362,459.22	207,243.84	152,494.64	1,745.74	975.00	362,459.22	195,897.81	37,518.67	127,868.53	1,174.21	362,459.22	0.00	0.00	0.00	0.00
Maintenance and Other Operating Expenses		0.00	0.00	0.00	0.00	362,459.22	0.00	0.00	0.00		362,459.22	207,243.84	152,494.64	1,745.74	975.00	362,459.22	195,897.81	37,518.67	127,868.53	1,174.21	362,459.22	0.00	0.00	0.00	0.00
Traveling Expenses		0.00	0.00	0.00	0.00	549.21	3,576.97	0.00	0.00		4,126.18	975.00	2,951.97	199.21	0.00	4,126.18	975.00	0.00	2,951.97	199.21	4,126.18	0.00	0.00	0.00	0.00
Traveling Expenses - Local	5020101000	0.00	0.00	0.00	0.00	549.21	3,576.97	0.00	0.00		4,126.18	975.00	2,951.97	199.21	0.00	4,126.18	975.00	0.00	2,951.97	199.21	4,126.18	0.00	0.00	0.00	0.00
Training and Scholarship Expenses		0.00	0.00	0.00	0.00	0.00	9,796.78	0.00</																	


Department : Department of Labor and Employment (DOLE)
 Agency/Entity : Professional Regulation Commission
 Operating Unit : Regional Office - XII
 Organization Code (UACS) : 16 008 0300012
 Fund Cluster : 01 - Regular Agency Fund

	Current Year Appropriations
	Supplemental Appropriations
X	Continuing Appropriations

(e.g. UACS Fund Cluster: 01-Regular Agency Fund, 02-Foreign Assisted Projects Fund, 03-Special Account-Locally Funded/Domestic Grants Fund, and 04-Special Account-Foreign Assisted/Foreign Grants Fund)


Particulars	UACS CODE	Appropriations			Allotments						Obligations					Disbursements					Balances			
		Authorized Appropriations	Adjustments (Transfer To/From, Modifications/Augmentations)	Adjusted Appropriations	Allotments		Adjustments (Reductions, Modifications/Augmentations)	Transfer To	Transfer From	Adjusted Allotments	1st Quarter Ending March 31	2nd Quarter Ending June 30	3rd Quarter Ending September 30	4th Quarter Ending December 31	Total	1st Quarter Ending March 31	2nd Quarter Ending June 30	3rd Quarter Ending September 30	4th Quarter Ending December 31	Total	Unused Funds		Unpaid Obligations (16-21)=(24+25)	
					SARO	Unobligated															Unreleased Appropriations	Unobligated Allotments	Due and Demandable	Not Yet Due and Demandable
1	2	3	4	5=(3+4)	6	7	8	9	10	11=[(6+7+(-)8)-9+10]	12	13	14	15	16=(12+13+14+15)	17	18	19	20	21=(17+18+19+20)	22=(5-11)	23=(11-16)	24	25
Representation Expenses	5029903000	0.00	0.00	0.00	0.00	9,796.78	(9,796.78)	0.00	0.00	0.00	0.00	0.00	0.00	0.00	0.00	0.00	0.00	0.00	0.00	0.00	0.00	0.00	0.00	0.00
GRAND TOTAL		0.00	7,752,242.43	7,752,242.43	0.00	362,459.22	0.00	0.00	7,752,242.43	8,114,701.65	207,243.84	152,494.64	1,883,132.74	5,871,830.43	8,114,701.65	195,897.81	37,518.67	2,006,135.53	3,260,501.50	5,500,053.51	0.00	0.00	2,607,148.14	7,500.00

Certified Correct:

 EDELLE LYNNE L. SANTILANA
 Budget Officer
 Date: January 23, 2025 04:36 PM

Certified Correct:

 MARC DANIELLE V. ESCOTO
 Regional Accountant
 Date: January 23, 2025 04:36 PM

Recommending Approval By:

 LOURDES CELESTE H. SERRANO
 Chief Administrative Officer
 Date: January 23, 2025 04:47 PM

Approved By:

 ROTELO B. CABUGSA
 Regional Director
 Date: January 23, 2025 04:53 PM