

**MONTHLY REPORT OF DISBURSEMENTS**  
For the month of February 2026


Department : Department of Labor and Employment (DOLE)  
 Agency/Entity : Professional Regulation Commission  
 Operating Unit : Regional Office - XII  
 Organization Code (UACS) : 16 008 0300012  
 Fund Cluster : 01 - Regular Agency Fund  
 (e.g. UACS Fund Cluster: 01-Regular Agency Fund, 02-Foreign Assisted Projects Fund, 03-Special Account-Locally Funded/Domestic Grants Fund, etc.)


Particulars	Current Year Budget					Prior Year's Budget											SUB-TOTAL	Trust Liabilities				Grand Total					Remarks	
	PS	MOOE	FinEx	CO	TOTAL	Prior Year's Accounts Payable					Current Year's Accounts Payable					TOTAL		PS	MOOE	CO	TOTAL	PS	MOOE	FinEx	CO	TOTAL		
						PS	MOOE	FinEx	CO	Sub-Total	PS	MOOE	FinEx	CO	Sub-Total													PS
1	2	3	4	5	6=(2+3+4+5)	7	8	9	10	11=(7+8+9+10)	12	13	14	15	16=	17=(11+16)	18=(6+17)	19	20	21	22=(19+20+21)	23	24	25	26	27=(23+24+25+26)	28	
CASH DISBURSEMENTS	2,230,700.46	2,377,522.35	0.00	0.00	4,608,222.81	0.00	2,520,284.57	0.00	0.00	2,520,284.57	0.00	0.00	0.00	0.00	0.00	2,520,284.57	7,128,507.38	0.00	0.00	0.00	0.00	2,230,700.46	4,897,806.92	0.00	0.00	0.00	7,128,507.38	
Notice of Cash Allocation (NCA)	2,230,700.46	2,377,522.35	0.00	0.00	4,608,222.81	0.00	2,520,284.57	0.00	0.00	2,520,284.57	0.00	0.00	0.00	0.00	0.00	2,520,284.57	7,128,507.38	0.00	0.00	0.00	0.00	2,230,700.46	4,897,806.92	0.00	0.00	0.00	7,128,507.38	
MDS Checks Issued	3,800.00	267,362.17	0.00	0.00	271,162.17	0.00	2,362,568.50	0.00	0.00	2,362,568.50	0.00	0.00	0.00	0.00	0.00	2,362,568.50	2,633,730.67	0.00	0.00	0.00	0.00	3,800.00	2,629,930.67	0.00	0.00	0.00	2,633,730.67	
Advice to Debit Account	2,226,900.46	2,110,160.18	0.00	0.00	4,337,060.64	0.00	157,716.07	0.00	0.00	157,716.07	0.00	0.00	0.00	0.00	0.00	157,716.07	4,494,776.71	0.00	0.00	0.00	0.00	2,226,900.46	2,267,876.25	0.00	0.00	0.00	4,494,776.71	
Notice of Transfer Allocations (NTA)	0.00	0.00	0.00	0.00	0.00	0.00	0.00	0.00	0.00	0.00	0.00	0.00	0.00	0.00	0.00	0.00	0.00	0.00	0.00	0.00	0.00	0.00	0.00	0.00	0.00	0.00	0.00	0.00
MDS Checks Issued	0.00	0.00	0.00	0.00	0.00	0.00	0.00	0.00	0.00	0.00	0.00	0.00	0.00	0.00	0.00	0.00	0.00	0.00	0.00	0.00	0.00	0.00	0.00	0.00	0.00	0.00	0.00	0.00
Advice to Debit Account	0.00	0.00	0.00	0.00	0.00	0.00	0.00	0.00	0.00	0.00	0.00	0.00	0.00	0.00	0.00	0.00	0.00	0.00	0.00	0.00	0.00	0.00	0.00	0.00	0.00	0.00	0.00	0.00
Working Fund for FAPs	0.00	0.00	0.00	0.00	0.00	0.00	0.00	0.00	0.00	0.00	0.00	0.00	0.00	0.00	0.00	0.00	0.00	0.00	0.00	0.00	0.00	0.00	0.00	0.00	0.00	0.00	0.00	0.00
Cash Disbursement Ceiling (CDC)	0.00	0.00	0.00	0.00	0.00	0.00	0.00	0.00	0.00	0.00	0.00	0.00	0.00	0.00	0.00	0.00	0.00	0.00	0.00	0.00	0.00	0.00	0.00	0.00	0.00	0.00	0.00	0.00
<b>TOTAL CASH DISBURSEMENTS</b>	<b>2,230,700.46</b>	<b>2,377,522.35</b>	<b>0.00</b>	<b>0.00</b>	<b>4,608,222.81</b>	<b>0.00</b>	<b>2,520,284.57</b>	<b>0.00</b>	<b>0.00</b>	<b>2,520,284.57</b>	<b>0.00</b>	<b>0.00</b>	<b>0.00</b>	<b>0.00</b>	<b>0.00</b>	<b>2,520,284.57</b>	<b>7,128,507.38</b>	<b>0.00</b>	<b>0.00</b>	<b>0.00</b>	<b>0.00</b>	<b>2,230,700.46</b>	<b>4,897,806.92</b>	<b>0.00</b>	<b>0.00</b>	<b>0.00</b>	<b>7,128,507.38</b>	
NON-CASH DISBURSEMENTS	256,992.29	66,773.32	0.00	0.00	323,765.61	0.00	101,238.57	0.00	0.00	101,238.57	0.00	0.00	0.00	0.00	0.00	101,238.57	425,004.18	0.00	0.00	0.00	0.00	256,992.29	168,011.89	0.00	0.00	0.00	425,004.18	
Tax Remittance Advices Issued (TRA)	256,992.29	66,773.32	0.00	0.00	323,765.61	0.00	101,238.57	0.00	0.00	101,238.57	0.00	0.00	0.00	0.00	0.00	101,238.57	425,004.18	0.00	0.00	0.00	0.00	256,992.29	168,011.89	0.00	0.00	0.00	425,004.18	
Non-Cash Availment Authority (NCAA)	0.00	0.00	0.00	0.00	0.00	0.00	0.00	0.00	0.00	0.00	0.00	0.00	0.00	0.00	0.00	0.00	0.00	0.00	0.00	0.00	0.00	0.00	0.00	0.00	0.00	0.00	0.00	0.00
Disbursements effected through outright deductions from claims (please specify...)	0.00	0.00	0.00	0.00	0.00	0.00	0.00	0.00	0.00	0.00	0.00	0.00	0.00	0.00	0.00	0.00	0.00	0.00	0.00	0.00	0.00	0.00	0.00	0.00	0.00	0.00	0.00	0.00
Overpayment of expenses(e.g. personnel benefits)	0.00	0.00	0.00	0.00	0.00	0.00	0.00	0.00	0.00	0.00	0.00	0.00	0.00	0.00	0.00	0.00	0.00	0.00	0.00	0.00	0.00	0.00	0.00	0.00	0.00	0.00	0.00	0.00
Restitution for loss of government property	0.00	0.00	0.00	0.00	0.00	0.00	0.00	0.00	0.00	0.00	0.00	0.00	0.00	0.00	0.00	0.00	0.00	0.00	0.00	0.00	0.00	0.00	0.00	0.00	0.00	0.00	0.00	0.00
Liquidated damages and similar claims	0.00	0.00	0.00	0.00	0.00	0.00	0.00	0.00	0.00	0.00	0.00	0.00	0.00	0.00	0.00	0.00	0.00	0.00	0.00	0.00	0.00	0.00	0.00	0.00	0.00	0.00	0.00	0.00
Others(TEF, BTr-Documentary Stamp Tax, etc.)	0.00	0.00	0.00	0.00	0.00	0.00	0.00	0.00	0.00	0.00	0.00	0.00	0.00	0.00	0.00	0.00	0.00	0.00	0.00	0.00	0.00	0.00	0.00	0.00	0.00	0.00	0.00	0.00
<b>TOTAL NON-CASH DISBURSEMENTS</b>	<b>256,992.29</b>	<b>66,773.32</b>	<b>0.00</b>	<b>0.00</b>	<b>323,765.61</b>	<b>0.00</b>	<b>101,238.57</b>	<b>0.00</b>	<b>0.00</b>	<b>101,238.57</b>	<b>0.00</b>	<b>0.00</b>	<b>0.00</b>	<b>0.00</b>	<b>0.00</b>	<b>101,238.57</b>	<b>425,004.18</b>	<b>0.00</b>	<b>0.00</b>	<b>0.00</b>	<b>0.00</b>	<b>256,992.29</b>	<b>168,011.89</b>	<b>0.00</b>	<b>0.00</b>	<b>0.00</b>	<b>425,004.18</b>	
<b>GRAND TOTAL</b>	<b>2,487,692.75</b>	<b>2,444,295.67</b>	<b>0.00</b>	<b>0.00</b>	<b>4,931,988.42</b>	<b>0.00</b>	<b>2,621,523.14</b>	<b>0.00</b>	<b>0.00</b>	<b>2,621,523.14</b>	<b>0.00</b>	<b>0.00</b>	<b>0.00</b>	<b>0.00</b>	<b>0.00</b>	<b>2,621,523.14</b>	<b>7,553,511.56</b>	<b>0.00</b>	<b>0.00</b>	<b>0.00</b>	<b>0.00</b>	<b>2,487,692.75</b>	<b>5,065,818.81</b>	<b>0.00</b>	<b>0.00</b>	<b>0.00</b>	<b>7,553,511.56</b>	

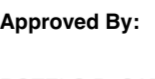
**SUMMARY**

Particulars	Previous Report	This Month	As at Date
(1)	(2)	(3)	(4)
Total Disbursement Authorities Received	4,973,382.67	5,162,004.18	10,135,386.85
NCA	4,711,000.00	4,737,000.00	9,448,000.00
NTA	0.00	0.00	0.00
Working Fund	0.00	0.00	0.00
TRA	262,382.67	425,004.18	687,386.85
CDC	0.00	0.00	0.00
NCAA	0.00	0.00	0.00
Less: Notice of Transfer of Allocations (NTA)* issued	0.00	0.00	0.00
Total Disbursement Authorities Available	4,973,382.67	5,162,004.18	10,135,386.85
Less:	0.00	0.00	0.00
Lapsed NCA	0.00	0.00	0.00
Disbursements	2,335,921.03	7,553,511.56	9,889,432.59
Less: Other Non-Cash Disbursements	0.00	0.00	0.00
Disbursements effected through outright deductions from claims	0.00	0.00	0.00
Overpayment of expenses(e.g. personnel benefits)	0.00	0.00	0.00
Restitution for loss of government property	0.00	0.00	0.00
Liquidated damages and similar claims	0.00	0.00	0.00
Others (e.g. TEF, BTr, Docs Stamp, etc.)	0.00	0.00	0.00
Add/Less: Adjustments (e.g. cancelled/staled checks)	0.00	0.00	0.00
Balance of Disbursement Authorities as at date	2,637,461.64	(2,391,507.38)	245,954.26
Total Disbursements Program	5,540,000.00	5,288,000.00	10,828,000.00
Less: *Actual Disbursements	2,335,921.03	7,553,511.56	9,889,432.59
(Over)/Under spending	3,204,078.97	(2,265,511.56)	938,567.41

Notes: \* The use of NTA is discouraged  
 Notes: \*\* Amounts should tally with the grand total disbursemt (column 27).

Certified True Copy:  
  
 MARC DANIELLE V. ESCOTO  
 ACCOUNTANT III  
 Date: March 5, 2026 03:18 PM

Recommending Approval:  
  
 LOURDES CELESTE H. SERRANO  
 CHIEF ADMINISTRATIVE OFFICER  
 Date: March 6, 2026 11:31 AM

Approved By:  
  
 ROTELO B. CABUGSA  
 REGIONAL DIRECTOR  
 Date: March 6, 2026 01:04 PM