

QUARTERLY PHYSICAL REPORT OF OPERATION
As of September 30, 2015

Department : Department of Labor and Employment
 Agency : Professional Regulation Commission
 Operating Unit : _____
 Organization Code (UACS) : _____

	Current Year Appropriations
	Supplemental Appropriations
	Continuing Appropriations
	Off-Budget Account

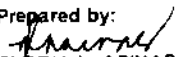
Particulars	UACS CODE	Physical Targets					Physical Accomplishments					Variance as of _____	Remarks
		1st Quarter	2nd Quarter	3rd Quarter	4th Quarter	Total	1st Quarter	2nd Quarter	3rd Quarter	4th Quarter	Total		
1	2	3	4	5	6	7=(3+4+5+6)	8	9	10	11	12=(8+9+10+11)	13	14
Part A													
I. Operations													
MFO 1 - Regulation of Professional Service													
Licensing and Regulation													
1 Number of license registration and certification applications acted upon		38,687	40,369	43,733	45,415	168,204	28,725	95,958	38,160				
2 Percentage of licensed professionals with one or more complaints in the last three years		less than 1%	less than 1%	less than 1%	less than 1%	0.0000%	0.0700%	0.0008%	0.0007%				
3 Percentage of applications acted upon within two (2) days of filing		100%	100%	100%	100%	100%	100%	100%	100%				
Monitoring													
4 Number of investigations of complaints		425	443	462	517	1847	468	374	398				
5 Number of licensed, registered or certified professionals with three (3) or more recorded complaints or breaches over the last three years as a percentage of the total number of professional with one or more recorded breaches or complaints		0%	0%	0%	0%	0%	0%	0%	0%				
6 Percentage of complaints against professionals responded to within two (2) days after filing of complaint		100%	100%	100%	100%	100%	100%	100%	100%				
7 Percentage of cases resolved within three (3) months		3.5%	3.5%	3.5%	3.5%	3.5%	5%	4%	8%				

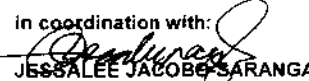
QUARTERLY PHYSICAL REPORT OF OPERATION
As of September 30, 2015

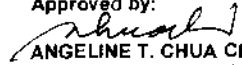
Department : Department of Labor and Employment
 Agency : Professional Regulation Commission
 Operating Unit : _____
 Organization Code (UACS) : _____

	Current Year Appropriations
	Supplemental Appropriations
	Continuing Appropriations
	Off-Budget Account

Particulars	UACS CODE	Physical Targets					Physical Accomplishments					Variance as of _____	Remarks
		1st Quarter	2nd Quarter	3rd Quarter	4th Quarter	Total	1st Quarter	2nd Quarter	3rd Quarter	4th Quarter	Total		
1	2	3	4	5	6	7=(3+4+5+6)	8	9	10	11	12=(8+9+10+11)	13	14
Part B													
Major Programs/Projects													
KRA No. 1 - Anti-Corruption, Transparent, Accountable and Participatory Governance													
1 Licensure Examination Services													
Number of applications with complete documentary and qualification requirements processed and issued		433,483	73,692	121,735	151,719	780,629	105,662	85,047	220,311				
Number of qualified examinees tested through valid and leakage-free licensure examination		106,235	81,719	114,407	106,235	408,596	110,148	74,345	192,391				
Number of examination results computed, tabulated and released		110,963	85,356	119,498	110,963	426,780	36,261	174,823	42,061				
2 Issuance of Professional Identification Cards and Certificates of Registration													
Number of Professional Identification Cards and Certificates of Registration issued		174,217	153,311	153,311	216,028	696,867	182,299	241,716	230,790				
3 Dispute Resolution Services													
Number of administrative investigations, hearings and cases adjudicated		656	686	603	768	2,713	468	374	398				
4 Ocular inspections of institutions, schools, and industrial establishments													
Number of institutions, firms and establishments inspected		200	200	200	150	750	89	169	105				

Prepared by:

 GLORIA L. ASINAS
 Planning Officer

In coordination with:

 JESSALEE JACOBO SARANGAY
 Budget Officer

Approved by:

 ANGELINA T. CHUA CHIACO
 Acting Chairperson

QUARTERLY PHYSICAL REPORT OF OPERATION
As of December 30, 2015

Department : Department of Labor and Employment
 Agency : Professional Regulation Commission
 Operating Unit : _____
 Organization Code (UACS) : _____

	Current Year Appropriations
	Supplemental Appropriations
	Continuing Appropriations
	Off-Budget Account

Particulars	UACS CODE	Physical Targets					Physical Accomplishments					Variance as of	Remarks
		1st Quarter	2nd Quarter	3rd Quarter	4th Quarter	Total	1st Quarter	2nd Quarter	3rd Quarter	4th Quarter	Total		
1	2	3	4	5	6	7=(3+4+5+6)	8	9	10	11	12=(8+9+10+11)	13	14
Part A													
I. Operations													
MFO 1 - Regulation of Professional Service													
Licensing and Regulation													
1 Number of license registration and certification applications acted upon		38,687	40,369	43,733	45,415	168,204	28,725	89,730	39,160	60,119	217,734		
2 Percentage of licensed professionals with one or more complaints in the last three years		less than 1%	less than 1%	less than 1%	less than 1%	0.0000%	0.0007%	0.0008%	0.0007%	0.0008%	0.00075%		
3 Percentage of applications acted upon within two (2) days of filing		100%	100%	100%	100%	100%	100%	100%	100%	100%	100% of 457,500		
Monitoring													
4 Number of investigations of complaints		425	443	462	517	1847	560	445	430	481	1,919		
5 Number of licensed, registered or certified professionals with three (3) or more recorded complaints or breaches over the last three years as a percentage of the total number of professional with one or more recorded breaches or complaints		0%	0%	0%	0%	0%	0%	0%	0%	0%	0%		
6 Percentage of complaints against professionals responded to within two (2) days after filing of complaint		100%	100%	100%	100%	100%	100%	100%	100%	100%	100%		
7 Percentage of cases resolved within three (3) months		3.5%	3.5%	3.5%	3.5%	3.5%	5%	4%	8%	4%	5%		

QUARTERLY PHYSICAL REPORT OF OPERATION
As of December 30, 2015

Department : Department of Labor and Employment
Agency : Professional Regulation Commission
Operating Unit : _____
Organization Code (UACS) : _____

Current Year Appropriations
 Supplemental Appropriations
 Continuing Appropriations
 Off-Budget Account

Particulars	UACS CODE	Physical Targets					Physical Accomplishments					Variance as of	Remarks
		1st Quarter	2nd Quarter	3rd Quarter	4th Quarter	Total	1st Quarter	2nd Quarter	3rd Quarter	4th Quarter	Total		
1	2	3	4	5	6	7=(3+4+5+6)	8	9	10	11	12=(8+9+10+11)	13	14
Part B													
Major Programs/Projects													
KRA No. 1 - Anti-Corruption, Transparent, Accountable and Participatory Governance													
1 Licensure Examination Services													
Number of applications with complete documentary and qualification requirements processed and issued		85,035	134,582	98,956	113,752	432,325	105,662	85,047	220,311	46,480	457,500		
Number of qualified examinees tested through valid and leakage-free licensure examination		106,235	81,719	114,407	106,235	408,596	110,148	74,345	192,391	89,171	466,055		
Number of examination results computed, tabulated and released		110,963	85,356	119,498	110,963	426,780	36,261	174,823	42,061	225,700	478,845		
2 Issuance of Professional Identification Cards and Certificates of Registration													
Number of Professional Identification Cards and Certificates of Registration issued		174,217	153,311	153,311	216,028	696,867	182,299	241,716	230,790	173,837	628,642		
3 Dispute Resolution Services													
Number of administrative investigations, hearings and cases adjudicated		656	686	603	788	2,713	717	583	670	622	2,592	4%	On going implementation in majority of cases for decision to be based on Position Paper to lessen the conduct of trial which requires long period to dispose
4 Ocular inspections of institutions, schools, and industrial establishments													
Number of institutions, firms and establishments inspected		200	200	200	150	750	89	169	106	102	465	38%	The transfer of Marine Deck and Engine Officers to MARINA last December 2014 affects the accomplishment for 2015

Prepared by:

Gloria L. Asinas
GLORIA L. ASINAS
Planning Officer

In coordination with:

Jessalee Jacobo Sarangay
JESSALEE JACOBO-SARANGAY
Budget Officer

Approved by:

Yolanda D. Reyes
YOLANDA D. REYES
Officer-in-Charge, Commissioner