

QUARTERLY PHYSICAL REPORT OF OPERATION
As of 2018 March 31

Department: Department of Labor and Employment (DOLE)

Appropriations: Current Year Appropriations

Agency: Professional Regulation Commission


Operating Unit: Central Office

Organization Code (UACS): 160080100000


Report Status: SUBMITTED

Particulars	UACS CODE	Physical Targets					Physical Accomplishments					Variance as of March 31 2018	Remarks
		1st Quarter	2nd Quarter	3rd Quarter	4th Quarter	Total	1st Quarter	2nd Quarter	3rd Quarter	4th Quarter	Total		
1	2	3	4	5	6	7=(3+4+5+6)	8	9	10	11	12=(8+9+10+11)	13	14
Part A													
I. Operations													
OO : Highly ethical, globally competitive, and recognized Filipino professionals ensured													
PROFESSIONAL LICENSURE PROGRAM	3101000000000000												
Outcome Indicators													
1. Percentage of graduates in all certificate courses given professional certification		70%	45%	45%	65%	56%	54.85%					(15.15%)	
Output Indicators													
1. Percentage of applications for licensure examinations acted upon within two (2) days from filing		100%	100%	100%	100%	100%	100% of 142,832						
2. Percentage of test items prepared/formulated/peer reviewed by the Professional Regulatory Boards		98%	98%	98%	98%	98%	97.38%					(0.62%)	
3. Percentage of statistical data for monitoring of school performance generated within one day after the release of examination results		100%	100%	100%	100%	100%	100%						
PROFESSIONAL REGULATION PROGRAM	3102000000000000												
Outcome Indicators													
1. Percentage increase in number of professionals registered under various mutual recognition arrangements within ASEAN and other countries including international trade agreements where the Philippines is a signatory		1%	1%	1%	2%	5%	8%						
2. Percentage of cases resolved within three (3) months		4%	4%	4%	4%	4%	5.8%						


Particulars	UACS CODE	Physical Targets					Physical Accomplishments					Variance as of March 31 2018	Remarks
		1st Quarter	2nd Quarter	3rd Quarter	4th Quarter	Total	1st Quarter	2nd Quarter	3rd Quarter	4th Quarter	Total		
1	2	3	4	5	6	7=(3+4+5+6)	8	9	10	11	12=(8+9+10+11)	13	14
Output Indicators													
1. Percentage of request for professional identification cards (PICs) and registration certificates acted upon within the prescribed timeframe		100%	100%	100%	100%	100%	100% of 53,081						
2. Percentage of complaints with investigations conducted		100%	100%	100%	100%	100%	100% of 368						
3. Number of institutions and establishments where professionals are employed that are inspected and monitored		249	287	266	268	1,062	218					(31)	
PROFESSIONAL DATABASE MANAGEMENT PROGRAM	3103000000000000												
Outcome Indicators													
1. Percentage reduction of process cycle time of frontline services upon conversion to online services		95%	95%	95%	95%	95%	100%						
Output Indicators													
1. Percentage increase in the number of applicants and professionals provided with online services		86%	100%	98%	88%	371%	279%						

Prepared By:

 Gloria Asinas

Planning Services Head/Planning Officer
 Date: 26/Apr/2018

In coordination with:

 Jane Seveses

Financial Services Head/Budget Officer
 Date: 26/Apr/2018

Approved By:

 TEOFILLO PILANDO, JR.

Agency Head/Department Secretary
 Date: 26/Apr/2018